

FALL 2017

FALL | SEPT - DEC
CONTINUING STUDIES
COURSES + PROGRAMS



OUTSTANDING ART AND DESIGN EDUCATION HAS A NEW HOME

Our new campus on the Great Northern Way will open its doors in September 2017. Built specifically to meet the needs of our students, this space will allow Emily Carr University of Art + Design to continue to be an internationally recognized centre for excellence in art, design and media education.

Continuing Studies students will have the opportunity to learn and work in naturally-lit studio spaces, well-equipped workshops, interactive classrooms and inviting lecture theatres.

Whether you are joining us for individual courses, completing a part-time certificate, studying Interaction Design full-time or enrolling in one of our teens and youth programs, our new campus is the right place for you to pursue your creative practice.

We look forward to welcoming new and returning students this September!

IMPORTANT DATES

August 18, 2017 Last day of in-person registration on our Granville Island campus

August 21, 2017 In-person registration opens on our new campus.

September 11, 2017 First day of classes at our new campus



NEW CAMPUS

520 E 1st Avenue
Vancouver, BC V5T 1A7

Our new campus is located between Clark and Main Street on Great Northern Way. It is accessible by public transit and short walk from the VCC Skytrain Station.

CONCEPTS

Fall 2017 courses and programs launch at our new campus on Great Northern Way September 11, 2017.

CERTIFICATE PROGRAMS

Full-Time

Communication Design	2
Interaction Design	3

Part-Time

Visual Arts	4
-------------	---

COURSES + WORKSHOPS

Design

Design Studies	11
Communication Design	12
Design Software	13
Industrial Design	15
Digital Media	17

Visual Arts

Visual Arts Studies	19
Drawing	21
Illustration	25
Painting	26
Photography	30
Print Media	32
Sculpture	34
Textile Arts	35

TEENS + YOUTH

Overview	40
----------	----

GET STARTED

Courses at a Glance	7
How to Register	6

RESOURCES

FAQs	36
Contact Us	37
Registration Policies + General Information	38

COMMUNICATION DESIGN CERTIFICATE

Delivered by BCIT and Emily Carr University of Art + Design, the Communication Design Certificate is a one-year, full-time program that provides students with a solid foundation in communication design theory as well as graphic design skills in the Adobe Creative Cloud. This career-focused program prepares graduates for a variety of roles in graphic design, advertising and marketing.

START DATES

April + October



COURSE CONTENT INCLUDES:

- Brand identity, layout, typography and package design;
- Corporate communications and project management;
- Prepress production for print and introduction to web design;
- Skill development in Adobe Photoshop, Illustrator and InDesign; and
- Design thinking and process development.

TERM 1

Design and the Creative Process • Fundamentals of a Visual Language • Introduction to Design and Research Skills • Layout and InDesign 1 • Technology for Designers • Business Communication for Designers

TERM 2

Layout Design and the Static Image • Typography • Major Project 1 • Vector Graphics: Illustrator for Designers • Raster Graphics: Photoshop for Designers

TERM 3

Introduction to Brand Identity • Packaging Design • Corporate Communications • Web Design and Authoring for Designers • Layout and InDesign 2 • Major Project 2

TERM 4

Professional Practices for Designers • Editorial Design • Digital Media Design • Dynamic Media Web Design • Prepress • Major Project 3

HOW TO APPLY

Apply through BCIT. Visit bcit.ca/admission.

GET READY

New to communication design? Start learning some basic skills and create work for your admissions portfolio with these CS courses:

CECD 110 Basics of Communication Design
CECS 133 InDesign: The Basics

This program runs in partnership with BCIT.

INTERACTION DESIGN CERTIFICATE

Our Interaction Design Certificate is a six-month, full-time program that brings together user experience and design principles.

Students develop skills in areas from web design to coding to motion graphics as they produce both web and mobile-based applications. Graduates exit the program with a professional-level portfolio and a range of in-demand skills. This program focuses on specific skills required for a range of positions within interaction design.

START DATES

April + September



COURSE CONTENT INCLUDES:

- Design and prototyping for responsive design, including mobile environments;
- User interface (UI) and user experience (UX) skills;
- Website development using HTML, XML, PHP, JavaScript, jquery, CSS;
- Graphic design using Adobe Creative Cloud tools; and
- How to lead effective projects and work in teams.

TERM 1

Design Fundamentals • Designing For the Web • Design Research and Management • Interaction Design Studio I • Motion Graphics • Portfolio Development I • Programming for Interactivity • User Centered Design • Web Development I

TERM 2

Mobile Web Development • Mobile Application Design • Mobile Application Production • Interaction Design Studio II • Portfolio Development II • Web Development II

HOW TO APPLY

Submit your application online and include the following:

- A portfolio of work
- CV or resumé
- Academic transcripts (high school and/or university)

GET READY

New to interaction design? Start learning some basic skills and create work for your admissions portfolio with these CS courses:

CEDA 232 Introduction To Web Design
CECS 130 Adobe Illustrator: The Basics

LEARN MORE

Visit our website: ecuad.ca/certificates

PART-TIME CERTIFICATES

Our flexible part-time certificate programs allow students to build a strong foundation in their chosen discipline. Students gain hands-on fine art skills and develop new methods and techniques through diverse studio-based projects and exercises. Conceptual and theoretical exploration prepares ECU students to add depth to their art practice, expand the applications of their discipline and see the world from different perspectives.

If your goal is to explore a creative practice, create a portfolio of work for further education or to enhance your professional skill set, simply register for classes now.

ADMISSIONS

Our part-time certificate programs are open to individuals with all levels of experience. No previous education in design or visual arts is required.

No application is required—**register online** for courses now!

LEARN MORE

Visit ecuad.ca/certificates

CONTACT US

Registration Assistance:

csinfo@ecuad.ca | 604 844 3810

Visual Arts programs and courses:

csvisarts@ecuad.ca (Visual Arts)

Design + Media programs and courses:

csdesign@ecuad.ca (Design)

FINE ARTS



Our Fine Arts Certificate introduces students to a range of disciplines, techniques and skills, from drawing to photography. Students will also grow their understanding of art history, contemporary theory and transdisciplinary professional practices. With more hours spent in elective courses, Fine Arts Certificate students can choose to focus on a specific discipline or continue to explore diverse skills.

Required Courses

CEFA 100 2D Composition + Form
CEFA 101 3D Materials + Media
CEPD 200 Professional Practice
CESE 101 Art History
CESE 102 Contemporary Critical Theory
CEDR 100 Introductory Drawing
CEPN 100 Introductory Painting Techniques
CEPN 101 Color Theory
CEPH 100 Introductory Digital Photography
CEIL 100 Introductory Illustration

Electives

Choose any five certificate courses from other part-time certificate programs.

DRAWING



Students pursuing a Drawing Certificate will build a foundation in drawing techniques, processes and concepts. Explorations of composition and form include life drawing, portraiture, collage and cognitive drawing. Students will develop and refine their drawing skills through structured and independent projects and in-class critique.

Required Courses


CEFA 100 2D Composition + Form
CEFA 101 3D Materials + Media
CEPD 200 Professional Practice
CESE 101 Art History
CESE 102 Contemporary Critical Theory
CEPN 101 Color Theory
CEDR100 Introductory Drawing
CEDR 101 Introductory Pen + Ink
CEDR 102 Perspective Drawing
CEDR 105 Drawing and Collage
CEDR 200 Intermediate Drawing
CEDR 205 Life Drawing
CEDR 206 Drawing the Portrait
CEDR 211 Cognitive + Critical Drawing

Elective Courses (choose one)

CEDR 121 Drawing into Painting
CEDR 221 Intermediate Pen + Ink

LOOKING FOR
INDIVIDUAL COURSES
AND WORKSHOPS?
**see pages
11-35**

ILLUSTRATION



In the Illustration Certificate, students develop their illustrative style by working with a range of traditional and digital mediums and tools. Through studio- and lecture-based courses, students will explore illustration as a dynamic fine art form as well as a commercial application. Students will define their own profession practice through learning how illustrators approach a variety of professional practices.

Required Courses

CEFA 100 2D Composition + Form
CEFA 101 3D Materials + Media
CEPD 200 Professional Practice
CESE 101 Art History
CESE 102 Contemporary Critical Theory
CEPN 101 Color Theory
CEDR 100 Introductory Drawing
CEIL 100 Introductory Illustration
CEIL 101 Introductory Digital Illustration
CEIL 201 Intermediate Digital Illustration
CEIL 202 Illustrating Nature
CEIL 203 Commercial Illustration
CEIL 204 Editorial Illustration
CEIL 205 Picture Book Illustration

Elective Courses (choose one)

CEIL 125 Writing for Picture Books
CEIL 221 Illustration Concepts + Context
CEGN 120 The Graphic Novel*

PAINTING



Painting Certificate students will develop painting techniques within a range of mediums, including acrylic, oil and watercolour. Using a variety of tools and materials, students will learn traditional, experimental and contemporary processes and applications, including portraiture, composition and life painting. Students explore art history, critical concepts and theories and painting as a professional practice.

Required Courses

CEFA 100 2D Composition + Form
CEFA 101 3D Materials + Media
CEPD 200 Professional Practice
CESE 101 Art History
CESE 102 Contemporary Critical Theory
CEDR 100 Introductory Drawing
CEPN 100 Introductory Painting Techniques
CEPN 101 Color Theory
CEPN 102 Introductory Acrylic Painting
CEPN 103 Introductory Oil Painting
CEPN 104 Introductory Watercolor Painting
CEPN 105 Mixed Media Painting
CEPN 205 Life Painting
CEPN 210 Contemporary Painting

Electives (choose one)

CEPN 222 Intermediate Acrylic Painting
CEPN 223 Intermediate Oil Painting
CEPN 224 Intermediate Watercolor Painting

PHOTOGRAPHY



Through our Photography Certificate program, students work in film and digital formats to produce a portfolio of work. Students are introduced to the equipment and technology used in a professional photography practice as well as photography as a business. Students learn to apply historical and contemporary concepts and techniques to their work and how to approach a range of subjects, from architecture to live models.

Required Courses

CEFA 100 2D Composition + Form
CEFA 101 3D Materials + Media
CEPD 200 Professional Practice
CESE 101 Art History
CESE 102 Contemporary Critical Theory
CEPN 101 Color Theory
CEPH 100 Introductory Digital Photography
CEPH 101 Photographic Composition
CEPH 111 Adobe Lightroom
CEPH 200 Intermediate Digital Photography
CEPH 201 Studio Lighting
CEPH 202 Portrait Photography
CEPH 203 Commercial Photography
CEPH 204 Architectural Photography

Electives (choose one)

CEPH 120 Black & White Film Photography
CEPH 221 The Constructed Image

HOW TO REGISTER

Register for courses online, by phone or in person up until the course start date. We strongly recommend early registration, as space is limited and courses do fill.

CERTIFICATE COURSES

Students do not have to be completing a part-time certificate to register in courses. Courses are open to all students 18 or older.

ONLINE

connect.ecuad.ca/courses

Secure your seat in courses quickly and easily through our online registration system.

For instructions on how to use our online registration system InsideEC, visit our website:

connect.ecuad.ca/register.

BY PHONE 604 844 3810

IN PERSON

Last day of in-person registration at the Granville Island campus is **August 17, 2017**
Emily Carr University of Art + Design
1399 Johnston St.
Vancouver, BC V6H 3R9

First day of registration at the new Great Northern Way campus is after **August 21, 2017**
Emily Carr University of Art + Design
520 E 1st Ave
Vancouver, BC V5T 1A7

REGISTRATION HOURS

(Granville Island campus until August 17, 2017)

Mon, Wed, Thurs: 8:30am – 4:30pm

Tues: 9:30am – 4:30pm

Fri: 8:30am – 12:00pm

(Great Northern Way campus starting August 21, 2017)

Mon thru Thurs: 8:30am – 4:30pm

Fri: 10:00am – 4:30pm

Note: cash and interac payments accepted during Accounting Office hours only.

HOLIDAYS

Emily Carr Continuing Studies will not run any courses on September 4 (Labour Day), October 9 (Thanksgiving), November 11 (Remembrance Day).

COURSE MATERIALS

Find a list of materials and supplies needed for your courses on your registration statement or on **connect.ecuad.ca/courses.**

REGISTRATION POLICIES

Please review the registration policies on pages 38-39 before registering in a course.

GIFT CERTIFICATES

Purchase a gift certificate redeemable towards our courses, workshops, part-time certificates or teen programs.

ecuad.ca/cs-gifts

Welcome to ECU's OneCard ID card

The Emily Carr **OneCard** is your new permanent Emily Carr University ID card that will provide access to campus facilities as determined by your course registration, including classrooms, shops, studios, and any other areas and resources that are assigned for your specific requirements. All students must have their OneCard ID to access their classrooms and ECU services.

To obtain your OneCard ID card, follow the instructions contained in your registration confirmation email. You will be asked to upload your photo before your course starts. You will receive your permanent ID card at your first session. For more information on ECU's OneCard please visit: **ecuad.ca/cs**

COURSES AT A GLANCE

DESIGN

DESIGN STUDIES – PAGE 11

CESE 110	F001	ISSUES IN CONTEMPORARY DESIGN	OCT 10 - NOV 28	T	6:30PM - 9:30PM	\$295
CEPD 210	F001	THE BUSINESS OF DESIGN PRACTICE	OCT 14 - DEC 9	S	1:30PM - 4:30PM	\$260

COMMUNICATION DESIGN – PAGE 12

CECD 110	F001	BASICS OF COMMUNICATION DESIGN	SEPT 27 - NOV 1	W	6:30PM - 9:30PM	\$290
CECD 110	F002	BASICS OF COMMUNICATION DESIGN	OCT 16 - NOV 20	M	6:30PM - 9:30PM	\$290
CECD 112	F001	THE ART OF FONTS	NOV 18 - DEC 9	SU	9:30AM - 12:30PM	\$240
CECD 160	F001	DRAWING FOR DESIGN	SEPT 16 - NOV 18	S	9:00AM - 12:00PM	\$340
CECD 330	F001	PUBLICATION DESIGN	OCT 18 - DEC 6	W	6:30PM - 9:30PM	\$360

DESIGN SOFTWARE – PAGE 13

CECS 130	F001	ADOBE ILLUSTRATOR: THE BASICS	SEPT 24 - NOV 26	SU	1:00PM - 4:00PM	\$415
CECS 131	F001	ADOBE PHOTOSHOP: THE BASICS	SEPT 24 - NOV 26	SU	9:30AM - 12:30PM	\$445
CECS 133	F001	ADOBE INDESIGN: THE BASICS	OCT 16 - DEC 11	M	6:00PM - 9:00PM	\$415
CECS 136	F001	THE ADOBE SUITE FOR DESIGN AND PRODUCTION	SEPT 26 - NOV 14	T	6:00PM - 10:00PM	\$520
CECS 136	F002	THE ADOBE SUITE FOR DESIGN AND PRODUCTION	OCT 14 - DEC 9	S	1:00PM - 5:00PM	\$520
CECS 901	F001	PRINTING FROM PHOTOSHOP	OCT 14 - OCT 15	S + SU	1:00PM - 4:00PM	\$135

INDUSTRIAL DESIGN – PAGE 15

CEID 120	F001	BASICS OF INDUSTRIAL DESIGN	SEPT 21 - OCT 26	TH	6:30PM - 9:30PM	\$310
CEID 121	F001	EXPLORATION OF 3D DESIGN	SEPT 28 - NOV 16	TH	6:30PM - 9:30PM	\$310
CEID 122	F001	BASICS OF ARCHITECTURAL DESIGN	OCT 4 - NOV 22	W	6:30PM - 9:30PM	\$330
CEID 160	F001	RAPID VISUALIZATION AND PRODUCT RENDERING	OCT 16 - DEC 11	M	6:30PM - 9:30PM	\$340
CEID 235	F001	INTRODUCTION TO RHINO	NOV 25 - NOV 26	S + SU	10:00AM - 4:30PM	\$205
CEID 363	F001	3D RENDERING FOR DESIGN PRESENTATION	OCT 2 - DEC 4	M	6:30PM - 9:30PM	\$345
CEID 420	F001	3D DESIGN STUDIO	OCT 28 - DEC 9	S	1:00PM - 5:00PM	\$340

DIGITAL MEDIA – PAGE 17

CEDA 140	F001	DIGITAL ANIMATION	OCT 14 - DEC 9	S	9:30AM - 12:30PM	\$390
CEDA 232	F001	INTRODUCTION TO WEB DESIGN	OCT 12 - NOV 30	TH	6:00PM - 9:00PM	\$425
CEAN 901	F001	STOP MOTION ANIMATION	DEC 3	SU	1:00PM - 4:00PM	\$65

VISUAL ARTS

VISUAL ART STUDIES – PAGE 19

CESE 101	F001	ART HISTORY	OCT 19 - DEC 7	TH	6:30PM - 9:30PM	\$424
CESE 102	F001	CONTEMPORARY CRITICAL THEORY	SEPT 23 - NOV 25	S	9:30AM - 12:30PM	\$424
CEPD 200	F001	PROFESSIONAL PRACTICE	SEPT 30 - DEC 2	S	9:30AM - 12:30PM	\$424
CEPD 200	F002	PROFESSIONAL PRACTICE	OCT 19 - DEC 7	TH	7:00PM - 10:00PM	\$424
CEPD 903	F001	WRITING FOR ARTIST RESIDENCIES + GRANT APPLICATIONS	OCT 29	SU	1:00PM - 4:00PM	\$65
CEFA 100	F001	2D COMPOSITION + FORM	SEPT 18 - NOV 20	M	6:30PM - 9:30PM	\$424
CEFA 100	F002	2D COMPOSITION + FORM	OCT 14 - DEC 9	S	9:00AM - 12:00PM	\$424
CEFA 101	F001	3D MATERIALS + MEDIA	SEPT 13 - OCT 18	W	6:00PM - 10:00PM	\$424
CEFA 101	F002	3D MATERIALS + MEDIA	OCT 15 - NOV 19	SU	10:00AM - 2:00PM	\$424

COURSES AT A GLANCE (CONT'D)

DRAWING – PAGE 21

CEDR 100 F001	INTRODUCTORY DRAWING	SEPT 19 - NOV 7	T	6:30PM - 9:30PM	\$424
CEDR 100 F002	INTRODUCTORY DRAWING	SEPT 27 - NOV 15	W	6:30PM - 9:30PM	\$424
CEDR 100 F003	INTRODUCTORY DRAWING	OCT 5 - NOV 23	TH	6:30PM - 9:30PM	\$424
CEDR 100 F004	INTRODUCTORY DRAWING	OCT 14 - DEC 9	S	9:30AM - 12:30PM	\$424
CEDR 100 F005	INTRODUCTORY DRAWING	OCT 15 - DEC 10	SU	1:30PM - 4:30PM	\$424
CEDR 100 F006	INTRODUCTORY DRAWING	OCT 15 - DEC 10	SU	9:30AM - 12:30PM	\$424
CEDR 102 F001	PERSPECTIVE DRAWING	SEPT 24 - NOV 26	SU	1:30PM - 4:30PM	\$424
CEDR 105 F001	DRAWING AND COLLAGE	OCT 19 - DEC 7	TH	6:30PM - 9:30PM	\$424
CEDR 163 F001	CREATIVE DRAWING AND ARCHITECTURE	OCT 1 - DEC 3	SU	9:30AM - 12:30PM	\$315
CEDR 200 F001	INTERMEDIATE DRAWING	OCT 10 - NOV 28	T	6:30PM - 9:30PM	\$424
CEDR 205 F001	LIFE DRAWING	OCT 15 - DEC 10	SU	1:30PM - 4:30PM	\$424
CEDR 211 F001	COGNITIVE + CRITICAL DRAWING	SEPT 25 - NOV 27	M	6:30PM - 9:30PM	\$424
CEDR 221 F001	INTERMEDIATE PEN + INK	OCT 10 - NOV 28	T	6:30PM - 9:30PM	\$424

ILLUSTRATION – PAGE 24

CEIL 100 F001	INTRODUCTORY ILLUSTRATION	OCT 14 - NOV 25	S	1:00PM - 5:00PM	\$424
CEIL 204 F001	EDITORIAL ILLUSTRATION	OCT 18 - DEC 6	W	6:30PM - 9:30PM	\$424
CEIL 205 F001	PICTURE BOOK ILLUSTRATION	OCT 10 - NOV 28	T	6:30PM - 9:30PM	\$424
CEIL 221 F001	ILLUSTRATION CONCEPTS + CONTEXT	OCT 1 - DEC 3	SU	1:00PM - 4:00PM	\$424
CEGN 120 F001	THE GRAPHIC NOVEL	OCT 23 - DEC 4	M	6:00PM - 10:00PM	\$424

PAINTING – PAGE 26

CEPN 100 F001	INTRODUCTORY PAINTING TECHNIQUES	SEPT 19 - NOV 7	T	6:30PM - 9:30PM	\$424
CEPN 100 F002	INTRODUCTORY PAINTING TECHNIQUES	OCT 14 - DEC 9	S	9:30AM - 12:30PM	\$424
CEPN 101 F001	COLOUR THEORY	SEPT 21 - OCT 26	TH	6:00PM - 10:00PM	\$424
CEPN 101 F002	COLOUR THEORY	OCT 14 - NOV 25	S	1:00PM - 5:00PM	\$424
CEPN 102 F001	INTRODUCTORY ACRYLIC PAINTING	SEPT 18 - NOV 20	M	6:30PM - 9:30PM	\$424
CEPN 102 F002	INTRODUCTORY ACRYLIC PAINTING	OCT 1 - DEC 3	SU	1:30PM - 4:30PM	\$424
CEPN 103 F001	INTRODUCTORY OIL PAINTING	SEPT 23 - NOV 25	S	1:30PM - 4:30PM	\$424
CEPN 103 F002	INTRODUCTORY OIL PAINTING	OCT 3 - NOV 21	T	6:30PM - 9:30PM	\$424
CEPN 104 F001	INTRODUCTORY WATERCOLOUR PAINTING	SEPT 13 - NOV 1	W	6:30PM - 9:30PM	\$424
CEPN 104 F002	INTRODUCTORY WATERCOLOUR PAINTING	OCT 15 - DEC 10	SU	9:30AM - 12:30PM	\$424
CEPN 105 F001	MIXED MEDIA PAINTING	OCT 4 - NOV 22	W	6:30PM - 9:30PM	\$424
CEPN 210 F001	CONTEMPORARY PAINTING	OCT 14 - DEC 9	S	9:30AM - 12:30PM	\$424
CEPN 222 F001	INTERMEDIATE ACRYLIC PAINTING	NOV 8 - DEC 13	W	6:00PM - 10:00PM	\$424
CEPN 223 F001	INTERMEDIATE OIL PAINTING	NOV 9 - DEC 14	TH	6:00PM - 10:00PM	\$424

PHOTOGRAPHY – PAGE 30

CEPH 100 F001	INTRODUCTORY DIGITAL PHOTOGRAPHY	SEPT 16 - NOV 18	S	9:00AM - 12:00PM	\$424
CEPH 100 F002	INTRODUCTORY DIGITAL PHOTOGRAPHY	OCT 10 - NOV 28	T	6:30PM - 9:30PM	\$424
CEPH 120 F001	BLACK-AND-WHITE FILM PHOTOGRAPHY	SEPT 17 - OCT 29	SU	10:00AM - 2:00PM	\$424
CEPH 120 F002	BLACK-AND-WHITE FILM PHOTOGRAPHY	OCT 14 - NOV 25	S	1:00PM - 5:00PM	\$424
CEPH 202 F001	PORTRAIT PHOTOGRAPHY	NOV 8 - DEC 13	W	6:00PM - 10:00PM	\$424
CEPH 221 F001	THE CONSTRUCTED IMAGE	OCT 21 - DEC 2	S	1:00PM - 5:00PM	\$424

PRINT MEDIA – PAGE 32

CEPR 101 F001	INTRODUCTORY SCREEN PRINTING	OCT 14 - NOV 4	S	10:00AM - 4:30PM	\$310
CEPR 150 F001	PHOTO-BASED PRINTMAKING	NOV 5 - DEC 3	SU	10:00AM - 4:30PM	\$260
CEPR 160 F001	INTRODUCTION TO RELIEF PRINTMAKING	NOV 18 - DEC 9	S	10:00AM - 4:30PM	\$250

CEPR 165	F001	PRINTMAKING TECHNIQUES	OCT 1 - OCT 29	SU	10:00AM - 4:30PM	\$260
CEPR 170	F001	BASICS OF BOOK MAKING	OCT 12 - NOV 30	TH	6:30PM - 9:30PM	\$370
CEPR 902	F001	SCREEN PRINTING WITH STENCILS	SEPT 30	S	10:00AM - 4:30PM	\$135
CEPR 903	F001	BOOK BINDING BASICS	OCT 5	TH	6:00PM - 9:00PM	\$65

SCULPTURE – PAGE 34

CESC 180	F001	INTRODUCTION TO METAL SCULPTURE	OCT 14 - DEC 9	S	12:30PM - 4:30PM	\$455
CESC 901	F001	MIG WELDING	OCT 1	SU	1:00PM - 4:00PM	\$65
CESC 902	F001	WORKING WITH RAWHIDE	OCT 21	S	10:00AM - 4:30PM	\$135

TEXTILE ARTS – PAGE 35

CETA 901	F001	SMALL SCALE TAPESTRY	SEPT 23	S	10:00AM - 4:30PM	\$135
CETA 902	F001	PATTERN MAKING FUNDAMENTALS	NOV 5	SU	10:00AM - 4:30PM	\$135
CETA 904	F001	INTRO TO NEEDLE FELTING	NOV 26	SU	10:00AM - 4:30PM	\$135





DESIGN STUDIES

ISSUES IN CONTEMPORARY DESIGN

This course examines a range of contemporary debates, themes and issues that affect designers including: 'wicked problems' in design; social responsibility; design thinking; architecture and urban planning; user-centered design; objects we think with; and many others. In addition to weekly readings and discussions, you will work in teams to address contemporary design challenges, moving from talking about design to the practical implications of developing design proposals. You will develop a greater awareness of ways in which design is connected to your everyday life.

Recommended prerequisite(s): None

CESE 110 F001

TUE | Oct 10 - Nov 28 | 6:30pm - 9:30pm

\$295 | 8 sessions

THE BUSINESS OF DESIGN PRACTICE

How you present yourself to the public can make or break your design practice. Through lecture and discussion, this practical course will introduce strategies and techniques for the profitable marketing of your creative design services. Determining who your clients are, identifying your distinctive qualities as a creative professional, crafting your communications to connect effectively with your potential clients, discovering professional resources, developing a marketing plan and making a winning presentation will be covered. This course is ideal for those involved in design practice or for students just discovering design.

Recommended prerequisite(s): None

CEPD 210 F001

SAT | Oct 14 - Dec 9 | 1:30pm - 4:30pm

\$260 | 8 sessions

NO CLASS Nov 11

COMMUNICATION DESIGN

BASICS OF COMMUNICATION DESIGN

Learn the fundamentals of communication design including process, ideation, research, analysis, concept development, problem definition, and creative problem-solving. Through collaborative exercises, you will be introduced to the design process—from development through to the creation of a mock-up and a short design presentation.

Recommended prerequisite(s): None

CECD 110 F001

WED | Sept 27 - Nov 1 | 6:30pm - 9:30pm

\$290 | 6 sessions

CECD 110 F002

MON | Oct 16 - Nov 20 | 6:30pm - 9:30pm

\$290 | 6 sessions

NO CLASS Nov 1

THE ART OF FONTS

This course introduces you to the anatomy of letterforms and the principles of typographic usage. From the fundamentals of choosing and combining type to the terminology of typography, you will explore distinctions between typefaces, typographic usage and shaping the page with type. By the end of the course, you will be able to apply your typographic knowledge to a range of print and digital media projects.

Recommended prerequisite(s): None

CECD 112 F001

SUN | Nov 18 - Dec 9 | 9:30am - 12:30pm

\$240 | 4 sessions

DRAWING FOR DESIGN

Drawing is an essential process in design. It is a necessary tool for concept development and is used to communicate with clients and other design professionals throughout the design and production process. This course introduces you to the basic principles of drawing with a specific focus on applications in design including: point; line; form; tone and value, the representation of mass and volume; and composition. Assignments incorporate exercises in drawing techniques combined with problem solving skills and basic design principles.

Recommended prerequisite(s): None

CECD 160 F001

SAT | Sept 16 - Nov 18 | 9:00am - 12:00pm

\$340 | 8 sessions

NO CLASS Oct 7 + Nov 11

PUBLICATION DESIGN

Through this course you will design a publication while learning basic principles of design including layout strategies for multi-page documents and considerations for commercial and small-run printing. You must have prior knowledge of Adobe InDesign and Photoshop, and you are encouraged to bring in a project and all related materials for the first day of class. On completion of the course, you will have a draft multi-page publication, as well as a deeper understanding of publication design concerns.

Recommended prerequisite(s): Adobe Photoshop and InDesign experience; strong Adobe Illustrator experience

CECD 330 F001

WED | Oct 18 - Dec 6 | 6:30pm - 9:30pm

\$360 | 8 sessions



DESIGN SOFTWARE

ADOBE ILLUSTRATOR: THE BASICS

Adobe Illustrator is a powerful digital tool for many applications including illustration, drawing and design. Learn the key features of this program and become familiar with the basics of digital drawing and painting by creating and modifying geometric shapes, drawing with Bézier curves and utilizing gradients and patterns. Small weekly assignments and one larger illustration project will allow you to apply all the skills learned in class. Note: This course is taught in our Mac Labs using Creative Cloud.

Recommended prerequisite(s): Strong Mac computer skills

CECS 130 F001

SUN | Sept 24 - Nov 26 | 1:00pm - 4:00pm

\$415 | 8 sessions

NO CLASS Oct 8 + Nov 12

ADOBE PHOTOSHOP: THE BASICS

Explore the creative potential of Adobe Photoshop for digital image processing and photo editing. Learn the basics of image manipulation including simple retouching, applying filters, blending and combining images and adding text. Other topics include image resolution, masks, channels and paths. This course introduces beginners to the skills and techniques needed to work in this industry-standard program and allows you to immediately apply your knowledge to practical projects. Note: This course is taught in our Mac Labs using Creative Cloud.

Recommended prerequisite(s): Strong computer skills

CECS 131 F001

SUN | Sept 24 - Nov 26 | 9:30am - 12:30pm

\$445 | 8 sessions

NO CLASS Oct 8 + Nov 12



DESIGN SOFTWARE (CONT'D)

ADOBE INDESIGN: THE BASICS

Adobe InDesign is a powerful tool for design, page-layout and production, and is the ideal platform to bring together work created in Photoshop, Illustrator and Acrobat. In this course, you will gain basic experience with the software as you layout pages, create and format text, add and manipulate images. You will also gain a basic understanding of colour as it relates to printing. Note: This course is taught in our Mac Labs using Creative Cloud.

Recommended prerequisite(s): Strong Mac computer skills; basic Adobe Illustrator experience

CECS 133 F001

MON | Oct 16 - Dec 11 | 6:00pm - 9:00pm

\$415 | 8 sessions

NO CLASS Nov 13

THE ADOBE SUITE FOR DESIGN AND PRODUCTION

This course is a comprehensive introduction to the Adobe Creative Cloud, including Illustrator, Photoshop and InDesign, as an integrated software tool for the design and production of print and digital media. Focus is on gaining basic knowledge of each program and a deeper understanding of how they work as part of an integrated toolkit. You will learn to use these programs for document layout, typesetting and combining vector and raster art to design and produce work for print and digital outputs. Note: This course is taught in our Mac Labs using Creative Cloud.

Recommended prerequisite(s): Strong computer skills

CECS 136 F001

TUE | Sept 26 - Nov 14 | 6:00pm - 10:00pm

\$520 | 8 sessions

CECS 136 F002

SAT | Oct 14 - Dec 9 | 1:00pm - 5:00pm

\$520 | 8 sessions

NO CLASS Nov 11

WORKSHOP PRINTING FROM PHOTOSHOP

Learn the process of printing images from Photoshop and how each step will impact the final result. This workshop covers the larger context of a colour managed workflow and will touch upon such concepts as icc/icm profiles, custom profiles, media types, ink differences, resolution, ppi vs dpi, RGB vs CMYK, paper choices and more.

Recommended prerequisite(s): None

CECS 901 F001

SAT + SUN | Oct 14 - Oct 15 | 1:00pm - 4:00pm

\$135 | 2 sessions



Register early—courses fill up fast.

INDUSTRIAL DESIGN

BASICS OF INDUSTRIAL DESIGN

This course introduces you to the fundamentals of industrial design. In it, you will gain an awareness of the design process with an emphasis on design criteria. This will be followed by formulation of the design brief, development of creative concepts, user testing and quick model making. You will work on a design project through to completion of a full-scale model and a short design presentation.

Recommended prerequisite(s): None

CEID 120 F001

THU | Sept 21 - Oct 26 | 6:30pm - 9:30pm

\$310 | 6 sessions

EXPLORATION OF 3D DESIGN

This course familiarizes you with the principles of three-dimensional design, as well as a variety of materials and processes related to art and design. Technical and conceptual skills in applying the concepts of space, mass, contrast, balance, scale and surface will be developed. You will create both functional and sculptural objects through projects that explore 3D concepts, forms and materials. The emphasis will be on problem solving and imaginative and experimental responses to proposed projects.

Recommended prerequisite(s): None

CEID 121 F001

THU | Sept 28 - Nov 16 | 6:30pm - 9:30pm

\$310 | 8 sessions

BASICS OF ARCHITECTURAL DESIGN

This studio course introduces you to the design process as it applies to architecture and architectural space. Through idea generation, sketch models, proposal research and presentation and modeling techniques, you will interpret your ideas architecturally as you also explore the locational, contextual and structural aspects of architectural design. You will also work on a site-specific design project individually and in teams.

Recommended prerequisite(s): None

CEID 122 F001

WED | Oct 4 - Nov 22 | 6:30pm - 9:30pm

\$330 | 8 sessions



RAPID VISUALIZATION AND PRODUCT RENDERING

Rapid visualization is a systematic and effective way to draw imaginary 3D objects and concepts. Applicable to animation, communication design, industrial design, illustration, architecture, furniture design, and interior design, rapid visualization helps to expand visual thinking, create new ideas, communicate concepts and to solve design problems. This course introduces you to the methods, techniques and media to produce accurately proportioned freehand sketches and basic renderings. Principles of perspective, projection, light, shade, reflection and texture are examined, including demonstrations of approaches and techniques.

Recommended prerequisite(s): None

CEID 160 F001

MON | Oct 16 - Dec 11 | 6:30pm - 9:30pm

\$340 | 8 sessions

NO CLASS Nov 13

INDUSTRIAL DESIGN (CONT'D)

INTRODUCTION TO RHINO

Learn how to model, edit and analyze organic 3D surfaces using Rhinoceros, an industry-standard software program. In this two-day intensive workshop, you will acquire hands-on 3D prototyping skills by working from real-life scenarios and problem solving using professional and personal projects as examples. This course is ideal for industrial designers, jewelry makers, product designers and anyone who needs to model or prototype products for manufacturing.

Recommended prerequisite(s): None

CEID 235 F001

SAT + SUN | Nov 25 - Nov 26 | 10:00am - 4:30pm
\$205 | 2 sessions

3D RENDERING FOR DESIGN PRESENTATION

For industrial designers, interior designers, jewelry makers, architects and anyone who needs to visualize products or objects for presentation, this course provides hands-on 3D prototyping skills using Autodesk 3DS MAX. You will learn how to model, render and animate photorealistic simulation (including fly-through) using this powerful software. You will work on a project of your choosing and have the opportunity to import existing models from Rhino, AutoCAD, SolidWorks, Maya and other programs.

Recommended prerequisite(s): Basic computer skills

CEID 363 F001

MON | Oct 2 - Dec 4 | 6:30pm - 9:30pm
\$345 | 8 sessions
NO CLASS Oct 9 + Nov 13



3D DESIGN STUDIO

In this advanced-level studio course you will work on product design processes and methods as they relate to the development of functional or experimental objects or environments. The emphasis is on research, problem solving and creative experimental responses to projects, discussions and critique

Recommended prerequisite(s): 100-level Industrial Design Course

CEID 420 F001

SAT | Oct 28 - Dec 9 | 1:00pm - 5:00pm
\$340 | 6 sessions
NO CLASS Nov 11

DIGITAL MEDIA

DIGITAL ANIMATION

Learn how to create animations using Adobe After Effects. Topics will include motion graphics, animated text and digital cut-out animated characters. Through practical exercises, you will learn animation principles, key-frames, motion-paths, how to work with layers, nested compositions, rendering, adding sound to animation using Adobe Premiere and more. This course is ideal for working professionals looking to expand their skill set.

Recommended prerequisite(s): Basic Adobe Illustrator or Photoshop experience

CEDA 140 F001

SAT | Oct 14 - Dec 9 | 9:30am - 12:30pm

\$390 | 8 sessions

NO CLASS Nov 11

INTRODUCTION TO WEB DESIGN

This course will give you an understanding of how websites are made and how to create your own. Content covers the technical and aesthetic issues of developing a website including how to write code that works on any range of browsers and how to design pages that work equally well on large desktop monitors and smart phone screens. If you currently use a Content Management System such as WordPress, knowing how to write HTML and CSS will allow you to take your projects to the next level.

Recommended prerequisite(s): Basic computer skills

CEDA 232 F001

THU | Oct 12 - Nov 30 | 6:00pm - 9:00pm

\$425 | 8 sessions

WORKSHOP STOP MOTION ANIMATION

Stop motion animation is an accessible and versatile technique that spans a range of disciplines, including film-making, animation and interactive design. This workshop will introduce the fundamentals of stop motion via an exploration of armature techniques, tools, materials and software. Students will create a simple stop-motion clip from start to finish.

Recommended prerequisite(s): None

CEAN 901 F001

SUN | Dec 3 | 1:00pm - 4:00pm

\$65 | 1 session





OS VAL D A

VISUAL ART STUDIES

ART HISTORY

This course offers an introduction to the history of Western art, focusing on the cultures and individuals that shaped art and architecture over the last 1000 years. Linking historical precedents to contemporary artistic practices, this course will provide you with a general introduction to art history. This course is ideal if you want to be better informed when visiting museums or galleries, or who want to understand their own practice in the context of what went before.

Recommended prerequisite(s): None

CESE 101 F001

THU | Oct 19 - Dec 7 | 6:30pm - 9:30pm

\$424 | 8 sessions

CONTEMPORARY CRITICAL THEORY

This course introduces you to a range of issues affecting contemporary art from the mid-20th century to today. You will examine a number of themes including: the changing role of the artist; the problem of the avant-garde and originality; the idea of discourse; postmodernism and beyond; the problem of 'beauty'; nature as subject; pastoral tradition and nostalgia; ecological art; new feminism; radical art; cyber-culture and the post-human; and the new sublime. You will complete an exhibition review and a portfolio of research and writing exercises.

Recommended prerequisite(s): None

CESE 102 F001

SAT | Sept 23 - Nov 25 | 9:30am - 12:30pm

\$424 | 8 sessions

NO CLASS Oct 7 + Nov 11

PROFESSIONAL PRACTICE

This practical course introduces you to basic professional skills that will be integral in your pursuit of a career in the visual arts. This course focuses on the business of art practice: record keeping; seeking representation and exhibition; pricing; marketing; publicity and legal considerations. You will work on creating a basic business plan, as well as core portfolio materials and will learn the basics of finding financial support, studio space, equipment and other professional resources.

Recommended prerequisite(s): None

CEPD 200 F001

SAT | Sept 30 - Dec 2 | 9:30am - 12:30pm

\$424 | 8 sessions

NO CLASS Oct 7 + Nov 11

CEPD 200 F002

THU | Oct 19 - Dec 7 | 7:00pm - 10:00pm

\$424 | 8 sessions

WORKSHOP WRITING FOR ARTIST RESIDENCIES + GRANT APPLICATIONS

Are you a visual artist or an arts organization seeking funding for a project or residency? This workshop introduces principles and strategies for writing a successful application for a project grant or residency. Criteria for the BC Arts Council Assistance Program and Canada Council Project Grants for Artists will be discussed.

Recommended prerequisite(s): None

CEPD 903 F001

SUN | Oct 29 | 1:00pm - 4:00pm

\$65 | 1 session

VISUAL ART STUDIES (CONT'D)

2D COMPOSITION + FORM

This foundational course introduces you to the relationship of concept and composition in 2D art practices. You will develop skills in composition by investigating how line, shape, colour, texture and surface treatment enhance and influence form. Experimentation with a variety of media allows you to explore aesthetics and meaning by applying the elements and principles of composition. You will learn to reference historical and contemporary theories and image sources as inspirations for art making.

Recommended prerequisite(s): None

CEFA 100 F001

MON | Sept 18 - Nov 20 | 6:30pm - 9:30pm

\$424 | 8 sessions

NO CLASS Oct 9 + Nov 13

CEFA 100 F002

SAT | Oct 14 - Dec 9 | 9:00am - 12:00pm

\$424 | 8 sessions

NO CLASS Nov 11

3D MATERIALS + MEDIA

In this course, you will explore the relationship between ideas, materials, media and context, and how these are used to create 3D objects. Both traditional and unconventional materials and processes will be employed in exercises and projects. Topics include: space, mass, volume, plane and texture, as well as how these elements can be manipulated, through your choice of materials.

Recommended prerequisite(s): None

CEFA 101 F001

WED | Sept 13 - Oct 18 | 6:00pm - 10:00pm

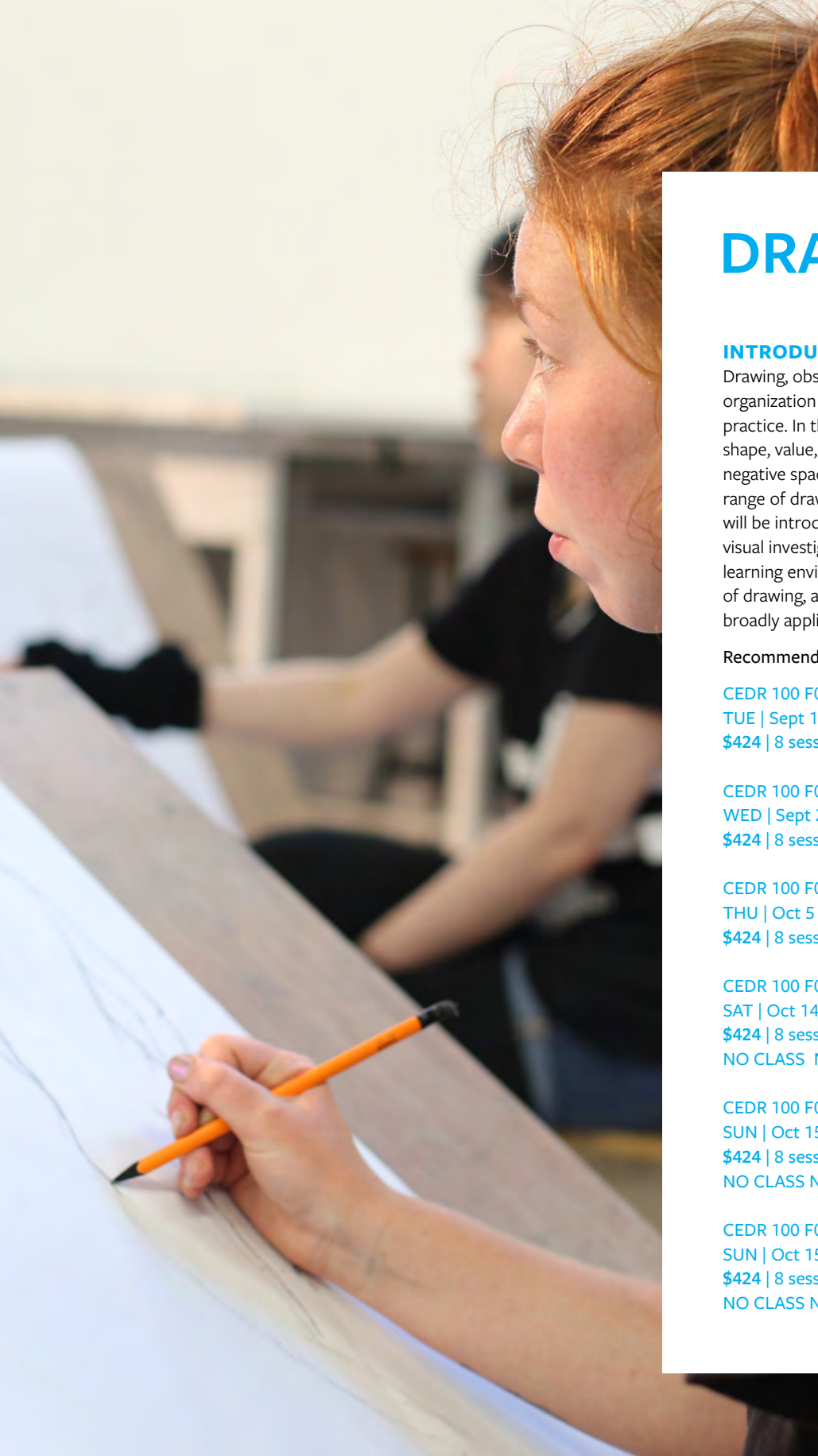
\$424 | 6 sessions

CEFA 101 F002

SUN | Oct 15 - Nov 19 | 10:00am - 2:00pm

\$424 | 6 sessions





DRAWING

INTRODUCTORY DRAWING

Drawing, observation, recording and compositional organization are foundational tools for any creative practice. In this course, you will explore studies in line, shape, value, perspective, proportion, positive and negative space and the human figure. Using a wide range of drawing materials and hands-on practice, you will be introduced to drawing as a means of intense visual investigation. This course is an ideal, supportive learning environment if you are new to the field of drawing, and are looking to gain skills that will be broadly applicable.

Recommended prerequisite(s): None

CEDR 100 F001

TUE | Sept 19 - Nov 7 | 6:30pm - 9:30pm

\$424 | 8 sessions

CEDR 100 F002

WED | Sept 27 - Nov 15 | 6:30pm - 9:30pm

\$424 | 8 sessions

CEDR 100 F003

THU | Oct 5 - Nov 23 | 6:30pm - 9:30pm

\$424 | 8 sessions

CEDR 100 F004

SAT | Oct 14 - Dec 9 | 9:30am - 12:30pm

\$424 | 8 sessions

NO CLASS Nov 11

CEDR 100 F005

SUN | Oct 15 - Dec 10 | 1:30pm - 4:30pm

\$424 | 8 sessions

NO CLASS Nov 12

CEDR 100 F006

SUN | Oct 15 - Dec 10 | 9:30am - 12:30pm

\$424 | 8 sessions

NO CLASS Nov 12

DRAWING (CONT'D)

PERSPECTIVE DRAWING

This course is essential for artists, designers, illustrators and animators who wish to create convincing images of form, depth and space. Regardless of the form you work in, you will improve the impact of your work with an understanding of this powerful drawing technique. You will be guided through step-by-step exercises, moving from rough layout sketches to more carefully proportioned images of world architecture, objects and the human form.

Recommended prerequisite(s): None

CEDR 102 F001

SUN | Sept 24 - Nov 26 | 1:30pm - 4:30pm

\$424 | 8 sessions

NO CLASS Oct 8 + Nov 12

DRAWING AND COLLAGE

This course introduces you to various approaches of collage in drawing while exploring the process of combining varied two-dimensional materials with drawing media. The focus will be on how variations in shapes and textures alter the composition and mark-making of a drawing. Subject matter will include the model, still life, found imagery and imagination. A wide range of drawing and collage materials will be used.

Recommended prerequisite(s): 100-level Drawing Certificate Course

CEDR 105 F001

THU | Oct 19 - Dec 7 | 6:30pm - 9:30pm

\$424 | 8 sessions

CREATIVE DRAWING AND ARCHITECTURE

This structured, high-energy course develops your basic to intermediate drawing and sketching skills, specifically related to space and spatial concerns. Exercises and projects focus on applying principles of perspective drawing, sketching concepts, and other compositional strategies. A variety of creative freehand techniques will allow you to develop your approach to architectural figurative drawing. Class work includes some drawing from a model.

Recommended prerequisite(s): None

CEDR 163 F001

SUN | Oct 1 - Dec 3 | 9:30am - 12:30pm

\$315 | 8 sessions

NO CLASS Oct 8 + Nov 12

INTERMEDIATE DRAWING

Reach your full potential through this intensive circuit of drawing exercises designed to demonstrate the power of the medium. In this course, you will explore various forms of line drawing, visual interpretation and personal style in a series of challenging projects. Expand your understanding of lines, tones, gestures and textures as you experiment with unconventional drawing tools and a range of materials.

Recommended prerequisite(s): CEDR 100 *Introductory Drawing* (formerly CEDR 160 *Drawing Fundamentals I: Composition + Process*)

CEDR 200 F001

TUE | Oct 10 - Nov 28 | 6:30pm - 9:30pm

\$424 | 8 sessions



LIFE DRAWING

Develop and expand your drawing and observation skills in this introductory course on drawing the human figure. Gesture, line and value, proportion, composition, form and volume will be explored through a variety of approaches. There will be a brief introduction to the structural anatomy of the body and identification of superficial anatomical points. Drawing from the skeleton and live model will be included.

Recommended prerequisite(s): CEDR 100
Introductory Drawing (formerly CEDR 160 *Drawing Fundamentals I: Composition + Process*)

CEDR 205 F001

SUN | Oct 15 - Dec 10 | 1:30pm - 4:30pm

\$424 | 8 sessions

NO CLASS Nov 12



COGNITIVE + CRITICAL DRAWING

This dynamic course develops your basic to intermediate cognitive and critical drawing skills. Projects will lead students to understand the basic issues of both conscious and unconscious recordings, suspending one's state of mind and motive, as well as drawing as a means for critical inquiry, connection-making, and discourse. A variety of creative drawing techniques and materials will assist in developing a more intentional, self-aware and confident drawing practice.

Recommended prerequisite(s): 100-level Drawing Certificate Course

CEDR 211 F001

MON | Sept 25 - Nov 27 | 6:30pm - 9:30pm

\$424 | 8 sessions

NO CLASS Oct 9 + Nov 13

INTERMEDIATE PEN + INK

This course is designed for students who have basic pen and ink drawing skills and would like to continue to challenge, develop and hone their abilities. Learn how to better convey your ideas and apply creative problem-solving strategies alongside technical and material practice. In addition to a series of intermediate pen and ink technique assignments, you will be able to work on your own projects and ideas while receiving robust and relevant feedback.


Recommended prerequisite(s): CEDR 101
Introductory Pen + Ink (formerly CEDR 167 *Drawing with Pen + Ink: Black-and-White*)

CEDR 221 F001

TUE | Oct 10 - Nov 28 | 6:30pm - 9:30pm

\$424 | 8 sessions





ILLUSTRATION

INTRODUCTORY ILLUSTRATION

Illustration is an effective form for linking images to text and communicating ideas, offering commentary, educating and catching the attention of an audience. In this course you will be introduced to illustration and the many roles it can play. Hands-on projects, presentations, discussions and critiques will expose you to a variety of techniques, media and styles as you explore how content, design elements and materials are used in the translation of ideas into images.

Recommended prerequisite(s): None

CEIL 100 F001

SAT | Oct 14 - Nov 25 | 1:00pm - 5:00pm

\$424 | 6 sessions

NO CLASS Nov 11

EDITORIAL ILLUSTRATION

Editorial illustration is the creation of images to accompany text in an effort to illuminate or point to a particular aspect of a story or piece of writing. Through instruction using a variety of traditional and non-traditional media, students will learn to create illustrations for magazine articles, opinion pieces, short fiction and essays. Discussions will include the professional practices of editorial illustrators, how to work with art directors and clients and the different types of illustration that lend themselves to editorial works.

Recommended prerequisite(s): CEIL 100 *Introductory Illustration* (formerly CEIL 170 *Introduction to Illustration*)

CEIL 204 F001

WED | Oct 18 - Dec 6 | 6:30pm - 9:30pm

\$424 | 8 sessions



PICTURE BOOK ILLUSTRATION

This creative and practical course explores illustration for picture books. While being introduced to key classic and contemporary works in this art form, you will be shown how to create an effective illustration and main character, as well as how to develop your own unique style. Topics include: storyboarding and composition exercises, as well as experimenting with ink, pen, brush-work and collage. You will also learn to digitize your illustrations using Photoshop, and how to share them with publishers.

Recommended prerequisite(s): CEIL 100 *Introductory Illustration* (formerly CEIL 170 *Introduction to Illustration*) or 100-level Drawing Certificate Course; basic Mac computer experience

CEIL 205 F001

TUE | Oct 10 - Nov 28 | 6:30pm - 9:30pm

\$424 | 8 sessions

ILLUSTRATION CONCEPTS + CONTEXT

Deepen and broaden your illustration skills and your understanding of cultural context in this course. Learn the iconographies of the field of illustration. Understand how image strategies employ persuasion, promotion, celebration, curiosity and criticism. From ads to culture-jamming, from commemoration to caricature, and from protest to propaganda, you will learn conceptual approaches to problem solving as they apply to professional practices in illustration.

Recommended prerequisite(s): 100-level Drawing Certificate Course

CEIL 221 F001

SUN | Oct 1 - Dec 3 | 1:00pm - 4:00pm

\$424 | 8 sessions

NO CLASS Oct 8 + Nov 12

THE GRAPHIC NOVEL

In this course, you will learn the necessary tools to tell great stories in the medium of graphic novels, such as character development, narrative structures, body language, passage of time, flow, perspective, and composition. You will learn to develop your own ideas from concept to final product, and have a draft graphic novel on completion of the course.

Recommended prerequisite(s): None

CEGN 120 F001

MON | Oct 23 - Dec 4 | 6:00pm - 10:00pm

\$424 | 6 sessions

NO CLASS Nov 13





PAINTING

INTRODUCTORY PAINTING TECHNIQUES

This course is an introduction to core principles in painting. Various painting techniques are introduced as you explore basic composition, line, contrast, colour, texture, and the use of tools and materials. Formal elements of composition are explored as you experiment with a variety of techniques and approaches. Through hands-on exercises, you will explore techniques and methods artists have used through the ages.

Recommended prerequisite(s): None

CEPN 100 F001

TUE | Sept 19 - Nov 7 | 6:30pm - 9:30pm

\$424 | 8 sessions

CEPN 100 F002

SAT | Oct 14 - Dec 9 | 9:30am - 12:30pm

\$424 | 8 sessions

NO CLASS Nov 11

COLOUR THEORY

The use of colour is one of the most important considerations you will make in your practice. This introductory course is ideal for anyone who wants to understand the principles of colour theory and effectively apply those principles to their body of work. You will investigate the creative use of colour in a variety of mediums and explore its use in developing observational and painting skills as well as creating compositional structure.

Recommended prerequisite(s): None

CEPN 101 F001

THU | Sept 21 - Oct 26 | 6:00pm - 10:00pm

\$424 | 6 sessions

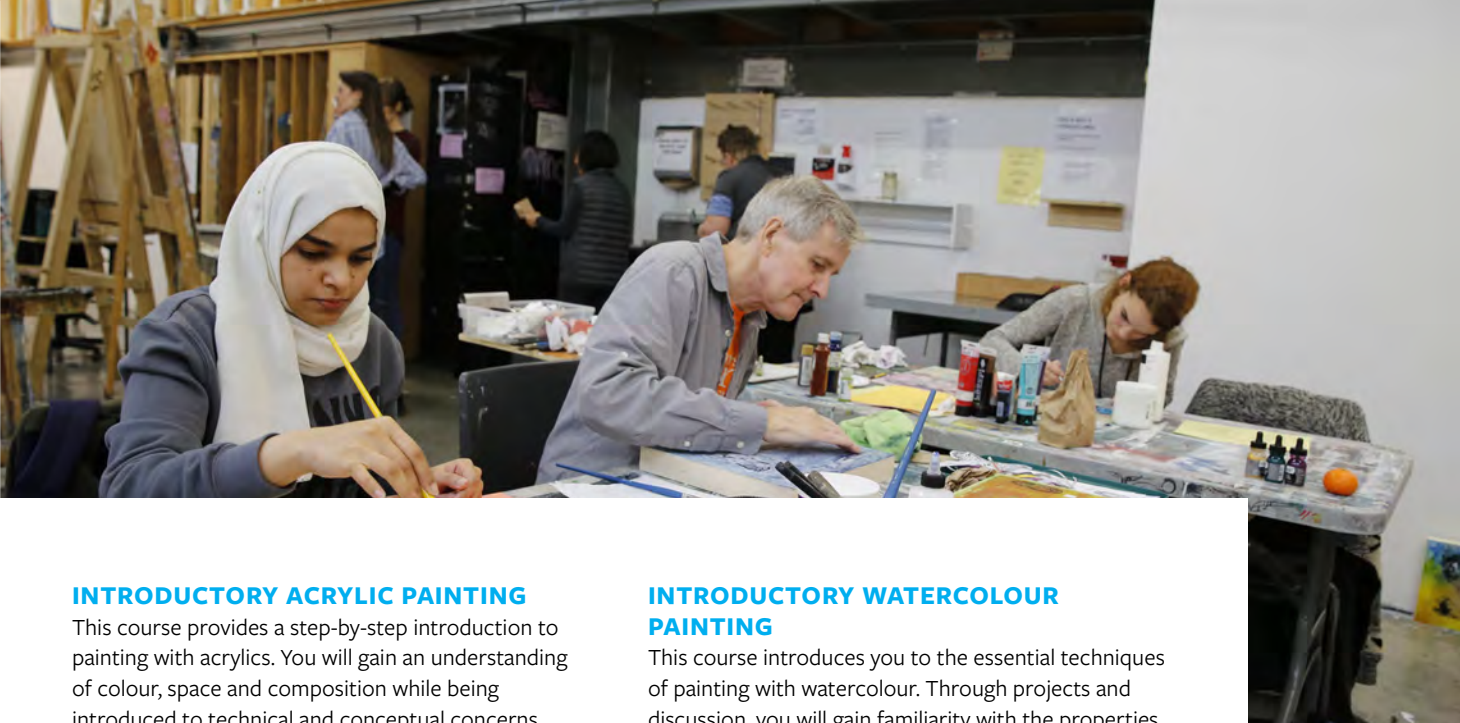
CEPN 101 F002

SAT | Oct 14 - Nov 25 | 1:00pm - 5:00pm

\$424 | 6 sessions

NO CLASS Nov 11

COMPLETE A
**Part-time
Certificate**
IN PAINTING
LEARN MORE:
PAGE 5



INTRODUCTORY ACRYLIC PAINTING

This course provides a step-by-step introduction to painting with acrylics. You will gain an understanding of colour, space and composition while being introduced to technical and conceptual concerns. Thinning, thickening and texturing techniques and their applications will be explored.

Recommended prerequisite(s): None

CEPN 102 F001

MON | Sept 18 - Nov 20 | 6:30pm - 9:30pm

\$424 | 8 sessions

NO CLASS Oct 9 + Nov 13

CEPN 102 F002

SUN | Oct 1 - Dec 3 | 1:30pm - 4:30pm

\$424 | 8 sessions

NO CLASS Oct 8 + Nov 12

INTRODUCTORY OIL PAINTING

Experience the beauty and texture of oil painting. Explore the tools, skills, terminology and imagery of this luminous medium through projects and experimentation. Use and preparation of various surface materials, colour mixing, composition and texture are examined.

Recommended prerequisite(s): None

CEPN 103 F001

SAT | Sept 23 - Nov 25 | 1:30pm - 4:30pm

\$424 | 8 sessions

NO CLASS Oct 7 + Nov 11

CEPN 103 F002

TUE | Oct 3 - Nov 21 | 6:30pm - 9:30pm

\$424 | 8 sessions

INTRODUCTORY WATERCOLOUR PAINTING

This course introduces you to the essential techniques of painting with watercolour. Through projects and discussion, you will gain familiarity with the properties of watercolour as you explore various approaches to traditional and contemporary concepts. Graded wash, building light and dark values, building perspective and understanding the relation of values to colour will be introduced.

Recommended prerequisite(s): None

CEPN 104 F001

WED | Sept 13 - Nov 1 | 6:30pm - 9:30pm

\$424 | 8 sessions

CEPN 104 F002

SUN | Oct 15 - Dec 10 | 9:30am - 12:30pm

\$424 | 8 sessions

NO CLASS Nov 12

MIXED MEDIA PAINTING

Using a range of materials on a variety of surfaces, students will learn how to create layered mixed media pieces. Students will explore expression and composition as they combine traditional and unconventional materials with drawing and brushwork. Materials may include gesso, plaster, paint, ink, charcoal and various papers.

Recommended prerequisite(s): None

CEPN 105 F001

WED | Oct 4 - Nov 22 | 6:30pm - 9:30pm

\$424 | 8 sessions

PAINTING (CONT'D)

CONTEMPORARY PAINTING

This unique course combines studio work and contemporary art history with a focus on the practice of painting. This course is ideal for students who are interested in locating their own practice within the contemporary art market and gallery system. You will be equipped with, and encouraged to locate, your own practice within broader themes and trends. Through field trips, critiques and presentations you will further your studio work, while being encouraged to develop ways of talking about your painting practice in new and contemporary ways.

Recommended prerequisite(s): 100-level Painting Certificate Course

CEPN 210 F001

SAT | Oct 14 - Dec 9 | 9:30am - 12:30pm

\$424 | 8 sessions

NO CLASS Nov 11

INTERMEDIATE ACRYLIC PAINTING

This intermediate course is designed to further your exploration of acrylic painting as an expressive medium. You will explore and experiment with materials and a variety of conceptual and technical approaches to painting with acrylics. Emphasis will be on your individual development and on enhancing your technical skills and personal expression. The course will move fluidly between traditional applications, and abstract and expressive ones.

Recommended prerequisite(s): CEPN 102

Introductory Acrylic Painting (formerly CEPN 161
Fundamentals of Acrylic Painting)

CEPN 222 F001

WED | Nov 8 - Dec 13 | 6:00pm - 10:00pm

\$424 | 6 sessions



INTERMEDIATE OIL PAINTING

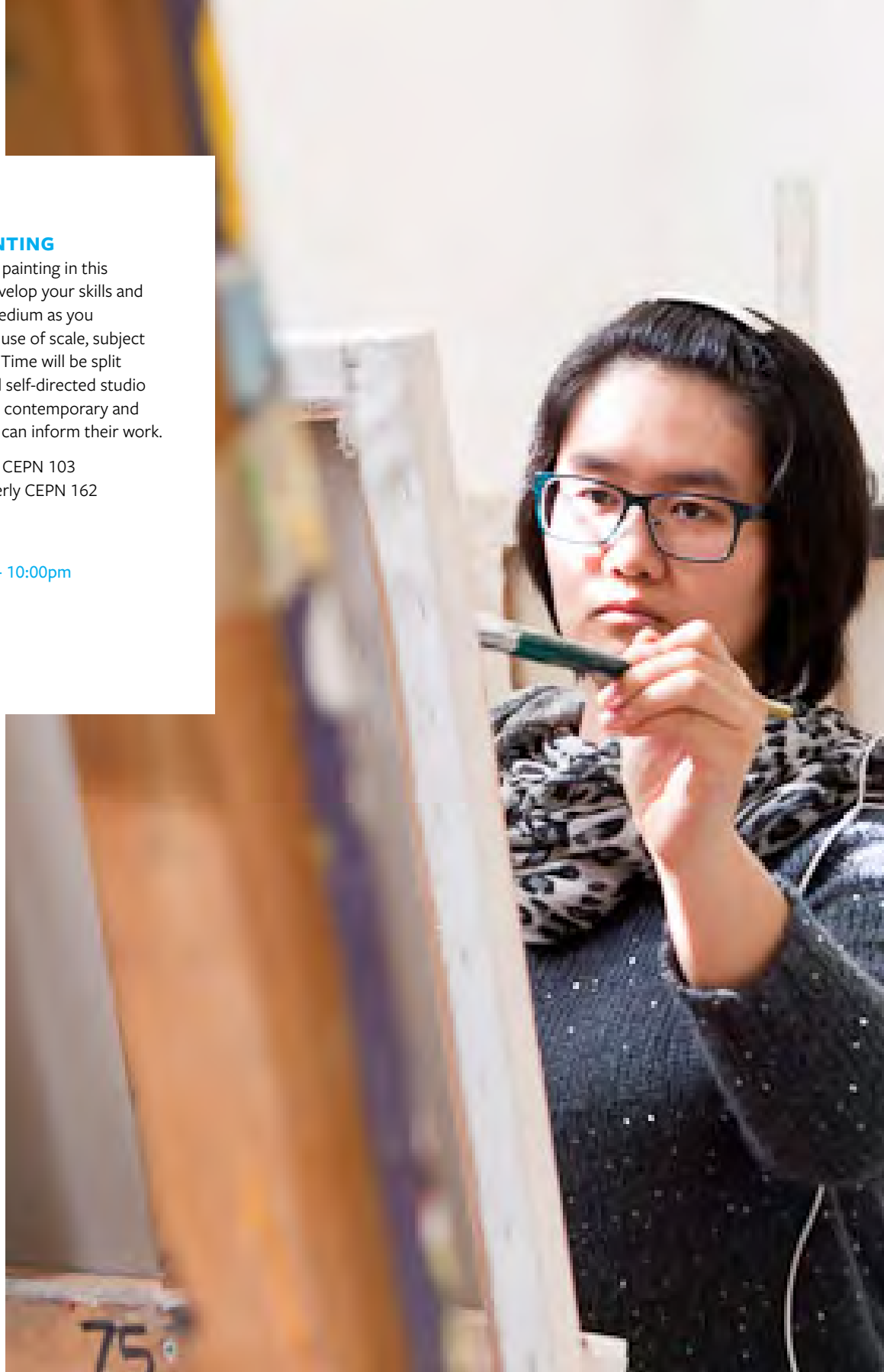
Continue your exploration of oil painting in this intermediate course. Further develop your skills and techniques in this challenging medium as you investigate colour, composition, use of scale, subject matter and technical processes. Time will be split between hands-on exercises and self-directed studio work. Students will also examine contemporary and historical oil painting and how it can inform their work.

Recommended prerequisite(s): CEPN 103
Introductory Oil Painting (formerly CEPN 162
Fundamentals of Oil Painting)

CEPN 223 F001

THU | Nov 9 - Dec 14 | 6:00pm - 10:00pm

\$424 | 6 sessions





PHOTOGRAPHY

INTRODUCTORY DIGITAL PHOTOGRAPHY

This course is designed for those beginning to explore photography using a digital camera or for those wanting to add digital techniques to their current photographic practice. While focusing on the specific nature of digital photography, you will also be exposed to larger considerations of composition, lighting and framing. Additionally, you will learn basic image editing and printing techniques. The course is organized around a series of projects, but also offers you the opportunity to work on your independent projects.

Recommended prerequisite(s): Basic Mac computer experience; students must bring their own digital camera with USB connectivity

CEPH 100 F001

SAT | Sept 16 - Nov 18 | 9:00am - 12:00pm

\$424 | 8 sessions

NO CLASS Oct 7 + Nov 11

CEPH 100 F002

TUE | Oct 10 - Nov 28 | 6:30pm - 9:30pm

\$424 | 8 sessions

BLACK-AND-WHITE FILM PHOTOGRAPHY

This course is for students seeking a robust introduction to the manual operation of a 35mm camera and black-and-white darkroom techniques. Topics include: principles of exposure, use of natural light in photographic imagery, film processing, enlargement techniques and the machine processing of prints. You will be encouraged to expand your understanding of the technical and aesthetic possibilities of photography while developing an awareness of your own approach and interests. More importantly, you will have the opportunity to work in the university's photography studios under the guidance of expert instructors.

Recommended prerequisite(s): Students must bring their own 35mm camera

CEPH 120 F001

SUN | Sept 17 - Oct 29 | 10:00am - 2:00pm

\$424 | 6 sessions

NO CLASS Oct 8

CEPH 120 F002

SAT | Oct 14 - Nov 25 | 1:00pm - 5:00pm

\$424 | 6 sessions

NO CLASS Nov 11

PORTRAIT PHOTOGRAPHY

The ability to create a compelling portrait is an important skill for any photographer. This practical and theoretical introduction to portraiture is an opportunity to expand your photographic style and techniques. Exploring the history and evolution of photographic portraiture and the practical techniques used for producing a contemporary portrait, this course will include the use of natural and studio lighting as well as photographing your own subjects. This course is for both analog and digital photographers.

Note: This course does not include darkroom access.

Recommended prerequisite(s): CEPH 100
Introductory Digital Photography (formerly CEPH 250
Introduction to Digital Photography)

CEPH 202 F001

WED | Nov 8 - Dec 13 | 6:00pm - 10:00pm

\$424 | 6 sessions

THE CONSTRUCTED IMAGE

A constructed image is a photo-based image that has been altered through the use of digital manipulation, drawing, painting or collage to create a specific visual experience. In this course, you will investigate classic themes from art history and reinterpret them through the combination of analog and digital processes. You will learn advanced Photoshop tools and techniques that you can apply to making work that is cleverly constructed and conceptually compelling.

Note: This course is Mac lab-based and does not involve darkroom techniques.

Recommended prerequisite(s): Basic Photoshop experience

CEPH 221 F001

SAT | Oct 21 - Dec 2 | 1:00pm - 5:00pm

\$424 | 6 sessions

NO CLASS Nov 11

WARNING:

Pregnant or breast-feeding people are prohibited from taking photography courses with darkroom access due to the chemicals involved.

Register early—courses fill up fast.



PRINT MEDIA

INTRODUCTORY SCREEN PRINTING

Screen-printing techniques provide artists with a simple method of applying their images and ideas to a wide variety of materials and surfaces. Expand your image-making options by learning the basics of screen-printing to print your hand-drawn and photographic images onto paper and alternative surfaces. Lessons in concept development, screen and surface preparation, registration and preservation culminate in learning how to establish a studio practice for continued art production and explorations.

Recommended prerequisite(s): None

CEPR 101 F001

SAT | Oct 14 - Nov 4 | 10:00am - 4:30pm

\$310 | 4 sessions

PHOTO-BASED PRINTMAKING

Explore a variety of exciting photo-based printmaking techniques in this introductory course. Through demonstrations, directed projects and hands-on work, you will learn the basic principles of photo-based printmaking. Methods covered include intaglio, relief and lithography. All stages of the techniques will be discussed and demonstrated, including product qualities, image preparation, exposing, developing and printing.

Recommended prerequisite(s): None

CEPR 150 F001

SUN | Nov 5 - Dec 3 | 10:00am - 4:30pm

\$260 | 6 sessions

NO CLASS Nov 12

INTRODUCTION TO RELIEF PRINTMAKING

Explore ways of creating striking images with this simple yet powerful print medium process. In this foundational course, you will be introduced to relief and woodblock printmaking using linoleum, wood and collograph techniques. You will explore printing by hand and press while working with up to three colours. You will also create your own linoleum and wood blocks to continue printing at home.

Recommended prerequisite(s): None

CEPR 160 F001

SAT | Nov 18 - Dec 9 | 10:00am - 4:30pm

\$250 | 6 sessions

PRINTMAKING TECHNIQUES

This course introduces you to the basics of printmaking through three different techniques: intaglio, lithography, and Japanese woodblock. You will start with intaglio as you learn to work with drypoint on plexiglass. In the lithography section, you will draw on polymer sheets, then print your image using a litho press. You will complete your introduction with Japanese style woodblock using hand rubbing as you explore relief printing. On completion, you will have a broad knowledge of printmaking and three sets of prints.

Recommended prerequisite(s): None

CEPR 165 F001

SUN | Oct 1 - Oct 29 | 10:00am - 4:30pm

\$260 | 4 sessions

NO CLASS Oct 8

BASICS OF BOOK MAKING

Discover a variety of techniques to create books by hand, from folded paper techniques to signature-sewn, hard-bound books. In this course, you will learn the anatomy of the book as well as materials and tools fundamental to book-making, while completing a range of methods. This course will teach the basic principles of book construction and finishing through demonstrations and class participation, while emphasizing how bookmedia can be used to express content and concept.

Recommended prerequisite(s): None

CEPR 170 F001

THU | Oct 12 - Nov 30 | 6:30pm - 9:30pm

\$370 | 8 sessions

WORKSHOP SCREENPRINTING WITH STENCILS

This workshop introduces the basics of screen printing using hand-cut stencils. Through demos and hands-on experimentation, participants will learn basic techniques in screen and surface preparation, mixing inks, registration and printing. Participants will leave the workshop with a small edition of multi-layered prints.

Recommended prerequisite(s): None

CEPR 902 F001

SAT | Sept 30 | 10:00am - 4:30pm

\$135 | 1 session

WORKSHOP BOOK BINDING BASICS

Discover the potential of book arts with two easy hand-made bookbinding techniques. Learn how to fold, cut and cover an accordion book and how to assemble, fold and sew a softcover journal. Explore the possibilities for making your own notebooks, notepads and self-published printed matter. Equipment, materials, and creative alternatives will be discussed.

Recommended prerequisite(s): None

CEPR 903 F001

THU | Oct 5 | 6:00pm - 9:00pm

\$65 | 1 session



SCULPTURE

INTRODUCTION TO METAL SCULPTURE

This hands-on course explores the fundamental concepts, materials, processes and techniques of contemporary metal sculpture. After you evaluate and refine these concepts and technology, you will use them effectively to create a modestly-sized metal sculpture. Topics include techniques for material cutting, shaping and joining, general shop and equipment safety, work flow and material characteristics. Hand tools, stationary equipment and MIG/oxyacetylene welding are also examined.

Note: All consumables (gasses, welding/brazing rod, and fabrication materials) will be supplied for in-class assignments. All projects must be vetted and approved by the instructor.

Recommended prerequisite(s): Prior art-making experience; Experience in three-dimensional art

CESC 180 F001

SAT | Oct 14 - Dec 9 | 12:30pm - 4:30pm

\$455 | 8 sessions

NO CLASS Nov 11

WORKSHOP MIG WELDING

An intensive, hands-on introduction to MIG welding mild steel. The workshop will cover the history and development of the process as well as the practical hands-on process and welding technique. Health and safety and personal protective equipment will also be covered.

Recommended prerequisite(s): None

CESC 901 F001

SUN | Oct 1 | 1:00pm - 4:00pm

\$65 | 1 session

WORKSHOP WORKING WITH RAWHIDE

Rawhide can be used to make a range of items, from drum heads to lampshades to Balinese shadow puppets. Looking to contemporary artists for inspiration and using traditional tools and techniques, students will make a small individual project. Learn to soak, cut, stretch, mold, lace and sew pieces of this versatile material. Painting the skin with earth pigments is also an option.

Recommended prerequisite(s): None

CESC 902 F001

SAT | Oct 21 | 10:00am - 4:30pm

\$135 | 1 session





TEXTILE ARTS

WORKSHOP SMALL SCALE TAPESTRY

Learn how to hand-weave your own tapestry. Using simple, portable frame looms, you will weave a small sampler showing basic tapestry weaving techniques, including shape-building and colour-blending with yarn. Looms and yarn will be provided.

Recommended prerequisite(s): None

CETA 901 F001

SAT | Sept 23 | 10:00am - 4:30pm

\$135 | 1 session

WORKSHOP PATTERN MAKING FUNDAMENTALS

This workshop will give a brief introduction to the fundamentals of pattern making for apparel and soft product design. Through a series of demonstrations balanced with theory and practical knowledge, the principles behind pattern-making processes will be revealed. Students will learn about the tools involved in the basic prototype lifecycle, flat pattern anatomy and the methods of transforming the 2D template into a 3D form.

Recommended prerequisite(s): None

CETA 902 F001

SUN | Nov 5 | 10:00am - 4:30pm

\$135 | 1 session

WORKSHOP INTRO TO NEEDLE FELTING

Learn how to create needle felted objects in this hand-on workshop. Using wool roving, participants will learn to needle felt 3D sculptural forms and small flat items. Students will leave with an understanding of the marvelous versatility of needle felting and at least one small completed project to take home.

Recommended prerequisite(s): None

CETA 904 F001

SUN | Nov 26 | 10:00am - 4:30pm

\$135 | 1 session

FREQUENTLY ASKED QUESTIONS

Where are the courses held?

All Continuing Studies courses in Fall 2017 will be held on our new campus on Great Northern Way.

Where can I buy supplies, and how much will they cost?

Most Continuing Studies courses require that students purchase supplies. A list of required and recommended items is provided with your confirmation of registration in each course. Some supplies are available at a discounted rate for ECU Continuing Studies students from any Opus Framing & Art Supplies location. You must present your course registration confirmation/receipt to receive your discount. In general, students should expect to spend between \$50-\$200 on supplies for each course.

How will I know if a course is cancelled or changed?

In the event of a course cancellation or a change of instructor, room, date or time, all students registered in the course will be notified by email. Please check connect.ecuad.ca/courses for the most up-to-date information.

Am I eligible for a discount on courses?

Seniors: A discount of 10% is available to all seniors aged 60 or older at the time of registration, with identification.

Alumni: A discount of 10% is available for those who have completed an ECU diploma or degree, the Communication Design Certificate or the Interaction Design Certificate.

Note: only one discount will apply.

Do I receive a tuition tax credit for Continuing Studies courses?

Yes. T2202A Tax Receipts are available to download through InsideEC by the end of February. Please note, tax receipts are only issued for amounts over \$100.

Do Continuing Studies courses count toward university degrees at Emily Carr?

Continuing Studies general program courses do not ladder into the University's credit programs. Communication Design Certificate graduates can now receive transfer credits. See essentials.ecuad.ca for more information.


Do you offer courses for teens?

Yes! We offer many different programs specifically for teens. Visit teens.ecuad.ca for more information.

Welcome to ECU's OneCard ID card

The Emily Carr **OneCard** is your new permanent Emily Carr University ID card that will provide access to campus facilities as determined by your course registration, including classrooms, shops, studios, and any other areas and resources that are assigned for your specific requirements. All students must have their OneCard ID to access their classrooms and ECU services.

To obtain your OneCard ID card, follow the instructions contained in your registration confirmation email. You will be asked to upload your photo before your course starts. You will receive your permanent ID card at your first session. For more information on ECU's OneCard please visit: ecuad.ca/cs



CONTACT US

REGISTRATION ASSISTANCE

csinfo@ecuad.ca

T 604 844 3810 **F** 604 630 4535

PROGRAM INFORMATION

Design Certificates and Courses

csdesign@ecuad.ca

Visual Arts Certificates and Courses

csvisarts@ecuad.ca

Teens and Youth Programs

teens@ecuad.ca

REGISTRATION until August 17, 2017

Granville Island campus

1399 Johnston St.

Vancouver, BC V6H 3R9

Mon, Wed, Thurs: 8:30am – 4:30pm

Tues: 9:30am – 4:30pm

Fri: 8:30am – 12:00pm

REGISTRATION starting August 21, 2017

Great Northern Way campus

520 E 1st Ave

Vancouver, BC V5T 1A7

Mon – Thurs: 8:30am – 4:30pm

Fri: 10:00am – 4:30pm

ecuad.ca/cs

REGISTRATION POLICIES + GENERAL INFORMATION

We strongly recommend students register early as class sizes are limited and courses do fill.

Registration in courses is offered on a first-come, first-served basis. Unless otherwise indicated, students in Continuing Studies (CS) courses must be at least 18 years old by the course start date.

Please note that the policies listed in this calendar apply to individual courses and workshops only. For policies on our other programs, please see teens.ecuad.ca and ecuad.ca/certificates.

Registration Deadlines

You are encouraged to register early whenever possible, but registrations may be accepted up to one day prior to the first day of the course provided space is available. Students who do not appear on the instructor's course list will not be permitted to attend.

Please note that no registrations are accepted after a course has started.

Fees

Your tuition fees cover the cost of the course and, in some cases, materials provided by the instructor. However, most courses require students to purchase additional materials. Fees are payable at the time of registration. Payment can be made through cash, debit and credit. **Failure to make payment within 24 hours of registration will result in being removed from your course(s).**

Course Materials

Most Continuing Studies courses require that you purchase supplies. A list of required and recommended items is included in your registration statement and available online at connect.ecuad.ca/courses. Some supplies are available at a discounted rate for Continuing Studies students from Opus Framing & Art Supplies on Granville Island, and at Petrov's Art & Craft Supplies in North Vancouver. You must present your course registration confirmation/receipt to receive your discount.

Prerequisites

Many Continuing Studies courses are open to students with different backgrounds and levels of experience. However, we also offer advanced courses for more experienced students. If a course requires a prerequi-

site course or its equivalent, we highly recommend that you take the prerequisite course prior to taking the advanced course. Please note: If you are not at the level required for the course, Continuing Studies reserves the right to move you to a course more suitable to your skill level.

Language Requirements

All courses are taught in English. Students whose first language is not English should note that they are required to be proficient in written and spoken English and be able to participate in group discussions and presentations in English. As a guideline, we would expect you to have an IELTS score of 4-5 for studio courses and 6.0 for lecture courses. Please note: If you are not at an appropriate language level, Continuing Studies reserves the right to move you to a course more suitable to your skill level.

Registration Statement

When you register online, you will automatically receive a "Registration Confirmation + Materials List" email with links to your course timetable, room location and materials list online. If you do not receive an email, please make sure your current email address is listed on your account and then contact the CS office. If you register in person, by phone or by fax, you will receive an email with your registration statement within 24 hours. **Please note:** We no longer send registration statements by mail.

Wait Lists

If a course is full, contact the CS office to be added to a wait list. If a seat opens up in the course, you will be contacted by the CS office to be enrolled in the course. There is no cost to be added to the wait list and you are under no obligation to register if a space becomes available. **Students on wait lists cannot attend classes.**

Withdrawal and Refund Policy

No refund will be given if notification of withdrawal is received less than seven full calendar days before the start of the course. Exceptions are only considered as they pertain to extenuating circumstances on an individual basis. In such cases, a written request for refund, accompanied by appropriate documentation from a third party (e.g. subpoena), must be submitted.

A refund or a tuition voucher, minus an administrative charge of \$35 per course, will be issued if notification of withdrawal is received more than seven full calendar days prior to the course start date. Students may withdraw from a course by phone, fax, or email. Under no circumstances will refunds be granted for requests received after the end of a course or workshop. Course transfers or special requests can also not be accommodated after a course finishes.

Course Transfer Policy

No transfers of fees will be granted if notification of transfer is received less than seven full calendar days before the start of the course. A transfer of fees, minus an administrative charge of \$35, will be issued if the request for transfer is received more than seven full calendar days prior to the start date of the course you wish to transfer out of. You must pay any additional fees at the time of transfer. You may transfer from one course to another by phone, fax or email.

Cancellations

We reserve the right to cancel a course up to five calendar days prior to the course start date if there is not sufficient registration in a course. If a course is cancelled by Continuing Studies for any reason, a full refund will be processed and sent automatically to all registrants. In the event of a cancellation, CS can transfer you into a different course or provide a tuition voucher in lieu of a refund upon request. Course cancellations will be announced to each student by email. Please ensure that your email is on file and up to date.

Emergency Closures

In the event of an emergency closure due to poor weather conditions, information will be posted on the Emily Carr website (ecuatd.ca) as soon as a decision is made to close.

Postponement of Courses

In the event that a course needs to be cancelled or postponed due to instructor illness, unscheduled school closure or other unexpected event, you will be notified by email.

Waiver

Emily Carr accepts no responsibility in the event any class, course of instruction, seminar, or workshop is either cancelled or not completed as a result of strikes, lockouts, fire, natural disasters or any other cause beyond the control of the University. Emily Carr reserves the right to change or amend its programs, instructors, fee structure, schedule and regulations at any time from those published in this catalogue.

Student Code of Conduct

A University community depends on the good judgment and considerate behaviour of its members. Emily Carr expects the members of its community to conduct themselves with respect for the rights of others and to behave responsibly at all times. You are responsible for knowing and observing student-related Emily Carr policies and procedures. For more information on the Emily Carr Code of Conduct, please visit connect.ecuatd.ca/student-services/policies. Emily Carr University reserves the right to remove students from courses if it is felt that their behaviour is disruptive or dangerous.

Access Cards

Emily Carr University of Art + Design will be using a new access card system at our new campus. Students are responsible for completing the steps required to obtain their access card as outlined in the *Registration Confirmation + Materials List* email they receive after registering. See ecuatd.ca/cs for more information.

Emily Carr Library

The library is located on the ground floor of the South Building, Granville Island campus. The library collection is composed of print resources including books, journals, and exhibition catalogues; a broad range of electronic resources; slide and digital images; films, videos and DVDs; sound effects; artists' books; the University's archives; and a menu collection. Some items may be 'On Reserve' for specific courses. Library collections are accessible in-house to all students, faculty and the public. Students registered in Continuing Studies courses and programs are entitled to a free Community Borrower card, which means that they can borrow up to 15 books, graphic novels, or Exhibition Catalogues. For information regarding library services and hours, visit the library website ecuatd.ca/library.



TEENS + YOUTH FALL PROGRAMS

PORTFOLIO WORKSHOP FOR TEENS

This intensive workshop focuses on the production of digital and physical portfolios, writing artist statements and developing your skills in documentation. Students will have a chance to have their current portfolios reviewed by both peers and the instructor. Issues surrounding selection of work, photo documentation and practical approaches to building a strong portfolio will be discussed. This workshop is ideal for students looking to study art and design at the post-secondary level.

CETP 175 F001

SUN | Oct. 29, Nov. 5 | 10:00am – 4:00pm

\$205 | 2 sessions

CETP 175 S001

SAT | Jan. 13, Jan. 20 | 10:00am – 4:00pm

\$205 | 2 sessions

FASHION ILLUSTRATION FOR TEENS

Whether you are an aspiring fashion designer or illustrator, applying to a fashion-related program, or simply have a passion for fashion, our fashion illustration course is for you. You will learn how to sketch the fashion figure and bring designs to life through fashion illustration. Students will explore a variety of materials in order to develop the basic elements of a fashion portfolio.

For more information, please visit: teens.ecuad.ca

CETP 176 F001

SAT | Nov. 18, Nov. 25, Dec. 2, Dec. 9, Jan. 13,
Jan. 20, Jan. 27, Feb. 3

10:00am – 4:00pm

\$770 | 8 sessions

TEEN ART GROUP

Offered in partnership with the Vancouver Art Gallery

In this after school program, students aged 15-18 can work with practicing artists in studio at Emily Carr University of Art + Design and explore visual culture at the Vancouver Art Gallery through this after school program. Students experiment with and learn different art techniques as well as tour and discuss gallery exhibitions. Sessions run approximately twice a month and alternate between the Vancouver Art Gallery and Emily Carr University.

Please note: Admission to the Teen Art Group program is by application only.

For more information, please visit: teens.ecuad.ca

COMING UP: SUMMER PROGRAMS

Summer Institute for Teens | July 3-27, 2018

Register by December 15, 2017 for our Early Bird discount. Registration opens October 2, 2017.

Learn more: teens.ecuad.ca/summer

Junior Art Intensive | Summer 2018

Our two-week summer program for ages 13-15 fills quickly.

Learn more: teens.ecuad.ca/junior

HOW TO REGISTER

Visit teens.ecuad.ca for details on how to register in any of our programs for teens and youth.

SUMMER INSTITUTE FOR TEENS

July 3-27, 2018 | Ages 16-18*

Join a community of young artists and designers for a one-month intensive where you can elevate your skills and expand your portfolio. Choose one of 10 studio disciplines for in-depth study as you explore contemporary art + design. Showcase your final work in a student-curated exhibition in a public gallery.

- ▶ **Elevate your skills**
- ▶ **Expand your portfolio**
- ▶ **Exhibit your work**
- ▶ **Experience ecua**

10 STUDIO OPTIONS

- ▶ Animation
- ▶ Architecture + Urban Design
- ▶ Graphic Design
- ▶ Drawing
- ▶ Fashion + Textiles
- ▶ Illustration: Traditional
- ▶ Illustration: Digital
- ▶ Painting
- ▶ Photography: Digital
- ▶ Video

Studios are subject to change.

IMPORTANT DATES

Registration opens October 2, 2017

Early Bird Registration deadline December 15, 2017

Final Registration deadline June 19, 2018

Register early. Studios fill up fast!

*Students must be aged 16-18 or have completed Grade 10 by July 1, 2018 to register.

FEES

Early Bird

\$1,990 Domestic

\$2,390 International

Final Registration

\$2,390 Domestic

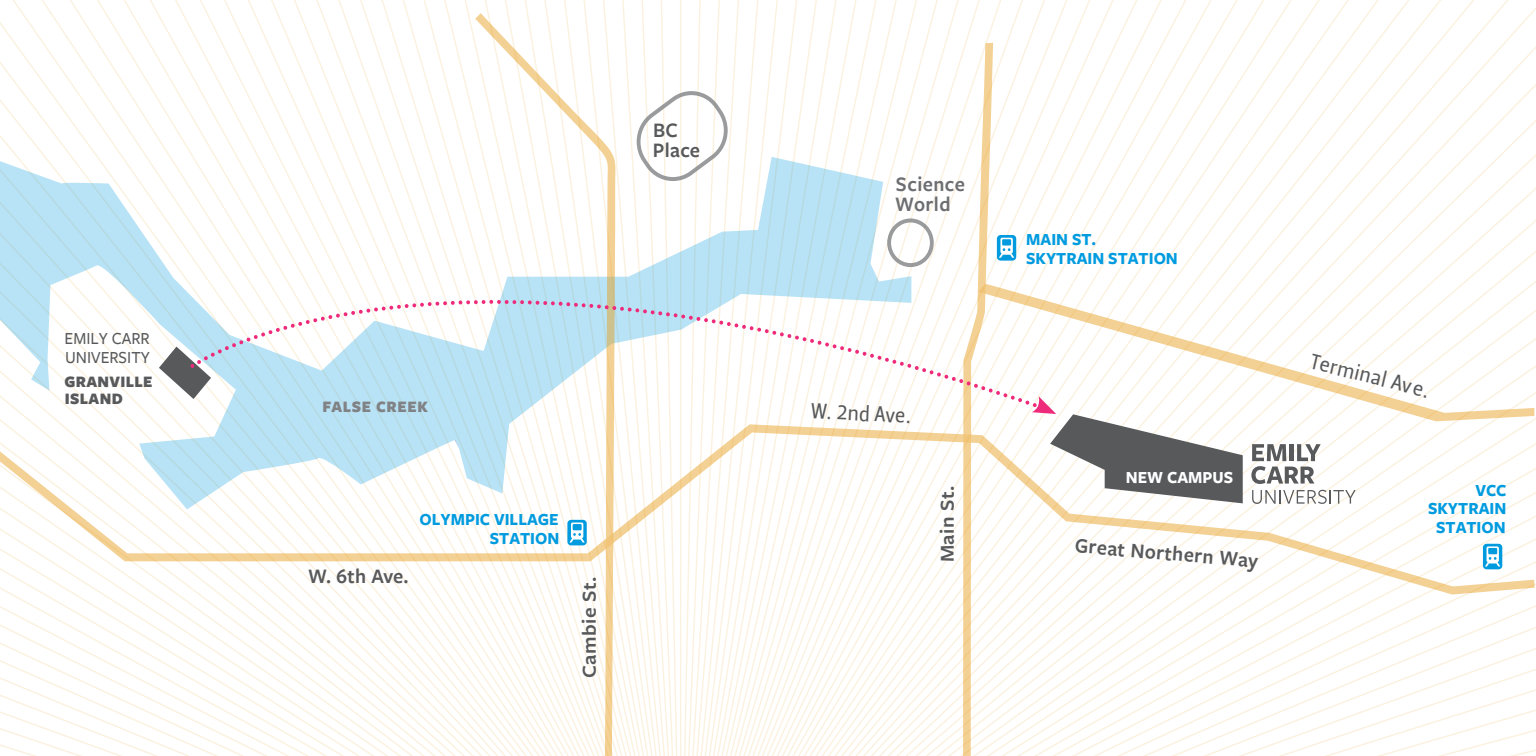
\$2,790 International

UNDER 16?

Prepare for the Summer Institute for Teens with our Junior Art Intensive for ages of 13-15.



Classes launch **September 11, 2017!**



Continuing Studies

1399 Johnston Street
Vancouver BC V6H 3R9

ecuaad.ca/cs

