



emily carr
university of art + design

FALL 2011

continuing studies courses + programs



NEW

Advanced Study Certificate

DRAWING



ILLUSTRATION



PAINTING



Beginning in Fall 2011, Continuing Studies will launch a series of new Advanced Study Certificates. These programs will guide learners through a more rigorous study of Drawing, Illustration, or Painting. Students will work on foundational skills in fine art techniques, and will pursue an in-depth exploration of the art form, including a choice of exciting new electives in these areas. See page 50 for more details.

Interested in finding out more? Visit ecuad.ca/cs/certificate and RSVP to attend an Information Session on September 8!



Table of Contents

Courses + Workshops

- Book Arts 5
- Communication Design 6
- Computer Skills 8
- Cultural Studies 10
- Digital Media 12
- Drawing 14
- Film/Video 17
- Graphic Novel 18
- Illustration 19
- Industrial Design 23
- Interaction Design 32
- Material Practice 33
- Painting 35
- Photography 40
- Printmaking 43
- Professional Development
+ Social Media 45
- Sculpture + Installation 47
- Teens 48

- Timetable 28

- Certificate Programs 49

NEW Advanced Study

- Certificates** 50
- Design Essentials** 51
- Frequently Asked Questions** 54
- How to Register** 3
 - Registration Information
and Policies 55
 - Registration Form 56

Instructor biographies are available at
www.ecuad.ca/people/faculty/cs

Registration opens July 26, 2011



EXPLORE + CREATE + ENJOY

At Continuing Studies we...

- offer a broad range of courses and workshops in a variety of formats, allowing us to respond to your interests and needs.
- keep class sizes small to foster an atmosphere of focused learning. Our classes emphasize a 'hands-on', real-life format ranging from short, subject-based workshops, to professional development classes and studio-based courses.
- support a community of professional instructors who have active practices in their respective fields in art and design.
- continue to expand our outreach activities with community, educational and corporate partners. We offer Design Essentials in partnership with BCIT, we deliver creative training to companies and organizations, and we design innovative education programs with schools and organizations, both local and international in scope.

©2011
Published by
Continuing Studies
www.ecuad.ca/cs

DIRECTOR, CS
Sadira Rodrigues

OFFICE ASSISTANT, CS
John Skibinski

PROGRAM ASSISTANT, CS
Amy Clausen

SPECIAL PROJECTS ASSISTANT, CS
Laura Kozak

ADMINISTRATIVE ASSISTANT, CS
Valerie Ceppi

SENIOR ADMINISTRATIVE
ASSISTANT, CS
Terry Plummer

OFFICE ASSISTANT,
REGISTRATION, CS
Ted Bois + Allie Tweedie

ADMINISTRATIVE ASSISTANT/
WEB REGISTRATION, CS
Danielle Benda

OPERATIONS MANAGER, CS
Nicky Ward

ART DIRECTION
Cari Bird, Senior Designer,
Emily Carr

DESIGN
Estella Lum + Boyle Design

PHOTOGRAPHY
John Lee Images, Jeff Vinnick,
Nicole Dextras and Nigel Laing

Printed in Canada



HOW TO REGISTER

Registration for all Continuing Studies courses and programs for the Fall 2011 semester begins July 26, 2011. Register early as space is limited.

Online

New and returning students can register online.
ecuad.ca/cs

In Person

Register in person at Emily Carr, Continuing Studies, 1399 Johnston Street, Vancouver. Payment may be made by cheque, money order, cash, Interac, VISA or MasterCard.

By Phone

Call 604 844 3810 with your VISA or MasterCard information ready.

By Fax

Complete the registration form (page 56), using type or black ink, and fax it with your VISA or MasterCard information to 604 630 4535.

By Mail

Complete and return the registration form (page 56), with your cheque or money order (payable to Emily Carr University of Art + Design), VISA or MasterCard information to Continuing Studies.

Continuing Studies Office Hours

Monday to Thursday 8:30 am – 4:00 pm

Friday 8:30 am – 12:30 pm

Saturday, Sunday + statutory holidays closed

Note: Cash and Interac payments accepted during Accounting Office hours only:

Monday to Thursday 8:30 am – 4:30 pm

Friday 10:00 am – 4:30 pm

Find us Online!



www.twitter.com/EmilyCarrCS

www.youtube.com/EmilyCarrUniverstiy

search "Emily Carr University" on Facebook

Gift Certificates

Gift certificates for Continuing Studies courses and programs are available for purchase for full course fees or in denominations of your choice.

PURCHASE BY PHONE OR IN PERSON AT:

Continuing Studies
Emily Carr University of Art + Design
1399 Johnston Street
Granville Island, Vancouver, BC

Tel 604 844 3810



GENERAL INFORMATION

Student Code of Conduct

A University community depends on the good judgment and considerate behaviour of its members. Emily Carr expects the members of its community to conduct themselves with respect for the rights of others. Students are responsible for knowing and observing student-related Emily Carr policies and procedures. Students can obtain a copy of *Emily's A to Z: A Student Guide* from the main reception desk.

Waiver

Emily Carr accepts no responsibility in the event any class, course of instruction, seminar, or workshop is either cancelled or not completed as a result of strikes, lockouts, fire or acts of God, or any other cause beyond the control of the University. Emily Carr reserves the right to change or amend its programs, instructors, fee structure, and regulations at any time from those published in this catalogue. Listed in this catalogue are those on record as of June 15, 2011.

Course Materials

Most Continuing Studies courses require that students purchase supplies. A list of required and recommended items is provided with your confirmation of registration. Some supplies are available at a discounted rate for Continuing Studies students from Opus Framing & Art Supplies on Granville Island, and at Petrov's Art & Craft Supplies in North Vancouver. You must present your course registration confirmation/receipt to receive your discount.

Tool Crib

The Tool Crib has a variety of hand and power tools available for loan for curriculum-related projects. All equipment loans are on a first-come, first-served basis; the standard loan period is 24 hours. Continuing Studies students must present their registration confirmation/receipt for equipment loans. Restricted tools and equipment require students to seek prior approval from the Tool Crib Studio Technician; students may be required to prove knowledge, ability, and safety regulations to gain access. Tool Crib hours are posted; the Crib is closed on statutory holidays.

Emily Carr Library

The library is located on the ground floor of the South Building, Granville Island campus. The library collection is composed of print resources including books, journals, and exhibition catalogues; a broad range of electronic resources; slide and digital images; films, videos and DVDs; sound effects; artists' books; the University's archives; and a menu collection. Some items may be 'On Reserve' for specific courses. Library collections are accessible in-house to all students, faculty and the public. Students registered in Continuing Studies courses and programs who wish to borrow material from the library may purchase a Community Borrower's card from the library. For information regarding library services and hours, please call 604 844 3840 or check the library website www.ecuad.ca/library

The Gallery

The Charles H. Scott Gallery is an integral part of Emily Carr. Since it opened in 1980, the Gallery has played a significant role locally and provincially. The Gallery regularly presents exciting and varied exhibitions of art, design, and architecture by acclaimed regional, national, and international artists and designers. For information visit <http://chscott.ecuad.ca/>

The READ area at the Charles H. Scott Gallery

READ is an ongoing project of the Charles H. Scott Gallery developed to promote the continued availability of artist monographs, artist books, multiples, exhibition catalogues, and critical theory. The focus is primarily on contemporary artists and contemporary art discourse. READ also carries books on film, design, and architecture and has a select collection of magazines and journals. READ sells all Emily Carr's course textbooks.

Holidays

The University will be closed on Labour Day (September 5), Thanksgiving (October 10), and Remembrance Day (November 11).

BOOK ARTS

Andrea Taylor
CEBA 112 F001
Sep 14 – Oct 19
Wed 6:00 pm – 10:00 pm
6 Sessions
24 total hrs

Andrea Taylor
CEBA 112 F002
Oct 23 – Nov 13
Sun 9:30 am – 4:30 pm
4 Sessions
24 total hrs

LETTERPRESS I

Explore the expressive art of letterpress printing in this hands-on workshop. This introductory workshop will suit both those who are new to letterpress and those who wish to try it for the very first time. You will explore typography, metal and wood type, hand typesetting for letterpress printing, embossing, and applications for your own books and broadsides. We will discuss typefaces, paper, colour, and using illustrations in your design. You'll go all the way from start to finish by designing and setting your own text, printing, sorting, and distributing type. Bring words and ideas to class. Instruction will be in the Letterpress Room at Emily Carr.

\$395 / Class Limit 7 / **Prerequisite** None; for all levels

BASICS OF BOOK MAKING

Experience the joy of making your own book as you create a variety of book structures. You will be introduced to folded-books and other unbound book structures from zines to hard-covers. Through presentations, demonstrations, workshops, and in-class work, you will develop concepts for and create a variety of volumes. Your books may incorporate mixed media, two and three dimensions, type applications, and image transfer techniques.

\$220 / Class Limit 16 / **Prerequisite** None



COMMUNICATION DESIGN

Carolina Becerra
CECD 110 F001
Sep 19 – Oct 31
Mon 6:30 pm – 9:30 pm
6 Sessions
18 total hrs

Carolina Becerra
CECD 110 F002
Nov 2 – Dec 7
Wed 6:30 pm – 9:30 pm
6 Sessions
18 total hrs

BASICS OF COMMUNICATION DESIGN

This course introduces you to visual communication design and the role of the communication designer. Exercises engage you in the design process and creative problem solving: problem definition, research and analysis, concept development, production, and presentation. The course is spent working on different design projects through to completion of a mock-up and short design presentation. You will work individually and in teams.

Note: *This course does not include computer lab access.*

\$250 / Class Limit 16 / **Prerequisite** None

THE ART OF FONTS

Whether in print or on-screen, typographic presence in good design is always evident. This course introduces the anatomy of letterforms, principles of typographic usage, and fundamentals of choosing and combining type, as well as the terminology of typography. Along with the anatomy of the letterform, you will explore distinctions between typefaces, typographic usage, and shaping the page with type. Past and contemporary typographers and their contribution to design and the written language will be discussed. By the end of this course, you will successfully apply typographic knowledge to your design projects.

Note: *This course does not include computer lab access.*

\$225 / Class Limit 16 / **Prerequisite** None

Linda Coe
CECD 112 F001
Sep 13 – Oct 4
Tue 6:30 pm – 9:30 pm
4 Sessions
12 total hrs

DRAWING FOR DESIGN

Drawing is an essential process in design. It is a necessary tool for concept development and is used to communicate with clients and other design professionals throughout the design and production process. This course introduces the basic principles of drawing: point, line, form, tone and value, the representation of mass and volume, and composition. Assignments include exercises in drawing techniques and will involve skills required for problem solving and communication; some assignments may be framed as specific design projects.

\$285 / Class Limit 16 / **Prerequisite** None

Vjeko Sager
CECD 160 F001
Sep 10 – Oct 29
Sat 1:30 pm – 4:30 pm
8 Sessions
24 total hrs

DESIGN AND CRITICAL THINKING

This course is a unique opportunity for designers to focus on the process of idea-generation and critical thinking. Students will be guided in an explorative journey through ideas, concepts, imagery, metaphors, materials and alternative media. You will learn tools and strategies to help visualise concepts that will be as strong tomorrow as they are today. This course is designed for individuals with the courage to let go of their position, and venture into a think tank of intelligent design and communication. Active participation is a must.

\$250 / Class Limit 16 / **Prerequisite** None

Dante Comoglio
CECD 280 F001
Oct 18 – Dec 6
Tue 6:30 pm – 9:30 pm
8 Sessions
24 total hrs

Linda Coe
CECD 320 F001
Oct 6 – Nov 24
Thu 6:30 pm – 9:30 pm
8 Sessions
24 total hrs

TYPOGRAPHY

This course is perfect for those ready to pursue a more in-depth study of typography. Students will develop their type-terminology vocabulary, their understanding of letterform anatomy, typographic principles and classification systems. Influential typographers, both historical and contemporary, will be discussed. In personal and group assignments, students will develop techniques to shape the page with type as a dominant element.

\$270 / Class Limit 16 / **Prerequisite** Some Illustrator, Photoshop, InDesign or Quark experience is required

PUBLICATION DESIGN

This course is intended for those with an understanding of InDesign and Photoshop. The program will be fundamental in designing a publication of eight or more pages that will be made ready for the commercial printer. Students are encouraged to bring a project and all its materials for the first day of class. The eight sessions will cover basic design and layout strategies for multi-page documents, as well as the principles of printing.

\$335 / Class Limit 14 / **Prerequisite** Prerequisite A working knowledge of Photoshop, and QuarkXPress or InDesign is required; expertise with Illustrator is recommended

Dante Comoglio
CECD 330 F001
Sep 26 – Nov 21
Mon 7:00 pm – 10:00 pm
8 Sessions
24 total hrs





COMPUTER SKILLS

Carolina Becerra
CECS 100 F001
Sep 10
Sat 9:30 am – 1:30 pm
1 Session
4 total hrs

Jaime Clay
CECS 100 F002
Sep 22
Thu 6:00 pm – 10:00 pm
1 Session
4 total hrs

Carolina Becerra
CECS 100 F003
Oct 26
Wed 6:00 pm – 10:00 pm
1 Session
4 total hrs

Brooke Allen
CECS 130 F001
Sep 15 – Oct 20
Thu 6:30 pm – 9:30 pm
6 Sessions
18 total hrs

Brooke Allen
CECS 130 F002
Nov 9 – Dec 14
Wed 7:00 pm – 10:00 pm
6 Sessions
18 total hrs

INTRODUCTION TO THE MACINTOSH COMPUTER

In this introduction, you will learn the basics of the Mac environment. You will learn to open, close, and save files, to create folders, access fonts, print basic documents, and burn files to disc. This workshop is for students with little or no experience with computers and specifically the Mac environment, and is the prerequisite for our Computer Skills courses.

\$60 / Class Limit 16 / **Prerequisite** None

ADOBE ILLUSTRATOR: THE BASICS

Explore the potential of the drawing program Adobe Illustrator in our Macintosh labs. Learn the key features of this program and become familiar with the basics of digital drawing and painting by creating and modifying geometric shapes, drawing with Bézier curves, utilizing gradients and patterns. Small weekly assignments and one larger illustration project will allow the student to use all the skills learnt in class. Final work can be printed in colour.

\$375 / Class Limit 16 / **Prerequisite** CECS 100 *Introduction to the Macintosh Computer* or equivalent

Jaime Clay
CECS 131 F001
Sep 24 – Oct 29
Sat 9:30 am – 12:30 pm
6 Sessions
18 total hrs

Arthur Babiarz
CECS 131 F002
Oct 20 – Nov 24
Thu 7:00 pm – 10:00 pm
6 Sessions
18 total hrs

Kathryn Mussallem
CECS 131 F003
Nov 3 – Dec 8
Thu 6:30 pm – 9:30 pm
6 Sessions
18 total hrs

Brooke Allen
CECS 133 F001
Sep 21 – Oct 26
Wed 7:00 pm – 10:00 pm
6 Sessions
18 total hrs

PHOTOSHOP: THE BASICS

Explore the potential of Adobe Photoshop, the industry standard program for digital image processing, in our Macintosh labs. Learn the basics of image manipulation including simple retouching, applying filters, blending and combining images, and adding text to image. Other topics such as resolution, masks, channels, and paths are also introduced. Final work can be printed in colour.

\$365 / Class Limit 16 / Prerequisite
CECS 100 *Introduction to the Macintosh Computer* or equivalent

INDESIGN: THE BASICS

Discover the latest tool for page layout and electronic pre-press file preparation in our Macintosh labs. As an Adobe product, InDesign is designed to work together with Photoshop, Illustrator, and Acrobat, enhancing compatibility with these programs. In this course you will gain basic experience with the software as you work with page layout creation, create and format text, input and manipulate images, and gain a basic understanding of colour as it relates to printing. Exercises and projects are designed to take full advantage of the basic tools within InDesign.

Note: Six hours per week of supervised access to the computer lab may be scheduled between class sessions.

\$375 / Class Limit 16 / Prerequisite
CECS 100 *Introduction to the Macintosh Computer* or equivalent; familiarity with a word processing program such as Word is strongly recommended; experience with Illustrator is an asset

Christine Yoon
CECS 136 F001
Sep 18 – Nov 20
Sun 9:30 am – 12:30 pm
10 Sessions
30 total hrs

Christine Yoon
CECS 136 F002
Nov 12 – Dec 10
Sat 9:30 am – 4:30 pm
5 Sessions
30 total hrs

THE ADOBE SUITE FOR DESIGN AND PRODUCTION

This course will introduce Illustrator, Photoshop, and InDesign as an integrated software tool for design and production for print media. Through presentation, demonstration, assignments, and projects, you will learn to use the Adobe Suite in document layout, typesetting, and combining both vector art and raster art to design and produce work for both print and the web.

\$410 / Class Limit 16 / Prerequisite
CECS 100 *Introduction to the Macintosh Computer* or equivalent





CULTURAL STUDIES

Dante Comoglio
CESE 110 F001
Oct 26 – Dec 14
Wed 6:30 pm – 9:30 pm
8 Sessions
24 total hrs

ISSUES IN CONTEMPORARY DESIGN

This course examines a range of contemporary debates, themes, and issues that affect designers today. Topics are examined through reading, writing, discussions, and projects. Issues discussed include: the designer as author and producer, social responsibility, advertising, participatory design, radical design, and many others. Students will be required to analyze and discuss a variety of visual representations using a range of methodologies. Slide lectures, field trips, and readings are included. You receive an overview of the vocabulary and thought that informs the contemporary design practice. You will complete a research and writing exercise that will be discussed and critiqued in class.

\$285 / Class Limit 20 / Prerequisite None

Ramon Kubicek
CESE 160 F001
Sep 24 – Nov 12
Sat 10:30 am – 1:30 pm
8 Sessions
24 total hrs

ISSUES IN CONTEMPORARY ART

This course introduces you to a range of issues affecting contemporary art from the late 1980s onwards. You will examine a number of themes including: the changing role of the artist, the problem of the avant-garde and originality, the idea of discourse, postmodernism and beyond, the problem of “beauty,” nature as subject, pastoral tradition and nostalgia, ecological art, new feminism, radical art, cyber-culture and the post-human, and the new sublime. You will complete an exhibition review and a portfolio of research/writing exercises.

\$285 / Class Limit 20 / Prerequisite None

Rachel Lafo
CESE 162 F001
Oct 6 – Nov 3
Thu 1:30 pm – 4:30 pm
5 Sessions
15 total hrs

WALKING TOUR: ART IN PUBLIC SPACES

This course explores alternative spaces for displaying, discussing and accessing contemporary art outside of traditional museums and galleries. The focus will be on public art projects sponsored by the city, the Vancouver Biennale, the Canada Line, Translink, and other public and private agencies. Students will be introduced to a range of diverse art projects and issues surrounding the selection, display, and reception of art in public spaces through field trips, readings, and group discussions. The first session will take place in the classroom, with subsequent sessions taking place throughout the city.

\$150 / Class Limit 16 / Prerequisite None

Rachel Lafo
CESE 166 F001
Oct 19 – Nov 16
Wed 1:30 pm – 4:30 pm
5 Sessions
15 total hrs

WALKING TOUR: GALLERIES AND CULTURAL SPACES

This course will introduce you to the history and current range of art spaces in Vancouver. Since the 1960s Vancouver has become internationally renowned as one of the foremost centres of contemporary art practices. You will be introduced to a range of its art spaces, including artist-run centres, commercial, and public galleries and museums. Group excursions to current exhibitions and events will be enhanced through readings and discussions. The first session will meet in the classroom for introductions to each other and the course and proceed to visit nearby galleries. The following sessions will take place throughout the city. This course is ideally suited for individuals looking for more in-depth understanding of the role and function of local cultural spaces.

\$150 / Class Limit 16 / Prerequisite None

SECOND NATURE LAB WALK, TALK AND TASTE (NEW)

Second Nature Lab goes off-site with this one day experience that will engage all of your senses in the exploration of human interactions with nature. This day begins with your choice of a walking dialogue that examines our shifting relations with the natural and built environment through nearby sites, followed by an animated discussion with a range of creative practitioners addressing current work in art, landscape architecture, and urban design. Moving from the macro to the micro, you will explore the human use of organic processes in the preparation of food and beverages over centuries and across cultures.

\$50 / Class Limit 40 / Prerequisite None

Various
CESE 175 F001
Sep 17
Sat 10:00 am – 4:00 pm
1 Session
6 total hrs

Nadia Thibault
CESE 180 F001
Oct 18 – Dec 6
Tue 6:30 pm – 9:30 pm
8 Sessions
24 total hrs

A SURVEY AND HISTORY OF ART

From the Renaissance and Michelangelo to Conceptualism and Yoko Ono, this course offers an introduction to the history of Western art; focusing on the cultures and individuals that shaped art and architecture over the last 1000 years. Linking historical precedents to contemporary artistic practices, this course will provide you with a general introduction to art history. This course is ideal for students who want to be better informed museum visitors or who want to understand their own practice in the context of what went before. Students leave the course with a greater awareness of the histories Western art and, most importantly, the skills to look at art in new ways. A visit to the Vancouver Art Gallery is planned.

\$245 / Class Limit 16 / Prerequisite None

ENGLISH LANDSCAPE PAINTING AND GARDEN DESIGN (NEW)

This course explores the relationship between the English garden design and landscape painting from the sixteenth to the nineteenth century, and how these forms co-evolved to express shifting ideas about the natural world. Beginning with English painting, where portraiture and gardens share the spotlight, this course follows the growing influence of continental travel, literature and philosophy on the English population. A changing sensibility made way for the transformation of formal English gardens into more “natural” compositions. Lectures and discussions will be visually illustrated with descriptive and beautiful slides.

\$100 / Class Limit 12 / Prerequisite None

Bryn Homsy
CESE 195 F001
Sep 19 – Oct 3
Mon + Wed 7:00 pm – 8:30 pm
5 Sessions
7.5 total hrs



DIGITAL MEDIA

Thomas Groppi

CEAN 152 F001

Oct 15 + Oct 16

Sat + Sun 10:00 am – 4:30 pm

2 Sessions

12 total hrs

INTRODUCTION TO MAYA

This two-day intensive workshop offers an introduction to Autodesk Maya. Develop your design and computer skills through an introduction to computer animation. Learn fundamentals of modeling, texturing, animation, lighting, and rendering in three-dimensional space. Create assets / environments and apply them to animation for broadcast, film, video games and visualization. Projects investigate the conceptual, aesthetic, and expressive potential of the 3D environment and demonstrate various design strategies for 3D imaging and animation. At course end, you will be comfortable within Autodesk Maya and able to create simple films or simulations.

\$210 / Class Limit 16 / **Prerequisite**
Basic computer skills

Kevin McMillan

CEDA 232 F001

Nov 5 – Dec 10

Sat 9:30 am – 12:30 pm

6 Sessions

18 total hrs

INTRODUCTION TO WEB DESIGN

This studio course explores the many facets of World Wide Web site design and development, as well as some of the ways that the Internet is being used by artists and designers for promotion of their work and as a site specific medium for Internet art. You will learn the basics of web page creation, user-centered design principles, web authoring and editing, and design techniques for interactivity. Through exercises, projects, demonstrations, and discussions, your projects focus on the design and technical issues of developing a web site as a place that delivers information about your work, or as an art or design project in itself.

\$360 / Class Limit 16 / **Prerequisite**
General computer and internet proficiency



WORDPRESS

Kevin McMillan
CEDA 250 F001
Oct 1 + Oct 2
Sat + Sun 9:30 am – 5:30 pm
2 Sessions
14 total hrs

An introduction to web design using the WordPress platform, this two-day course offers an in-depth look at the technology and skills needed to develop your own web site. Through the development and production of your own WordPress site, you will also learn how to build templates. The course will demonstrate a variety of user interactions and aesthetic approaches that outline the easiest and most effective ways of designing and building your personal website with WordPress.

Kevin McMillan
CEDA 250 F002
Dec 4 + Dec 11
Sun 9:30 am – 5:30 pm
2 Sessions
14 total hrs

\$215 / Class Limit 16 / **Prerequisite**
General computer and internet proficiency

INTRODUCTION TO SOLIDWORKS

Philip Robbins
CEID 231 F001
Oct 4 – Oct 25
Tue 6:30 pm – 9:30 pm
4 Sessions
12 total hrs

Students will learn how to use the basics of SolidWorks mechanical design automation software. Helping designers to move from 2D planning to 3D design, this course explores how to build parametric models of parts and assemblies, and how to make drawings of those parts and assemblies in SolidWorks. This course is ideally suited for designers, engineers, and other creative professionals interested in exploring tools for product design.

\$200 / Class Limit 16 / **Prerequisite** None

Thomas Groppi
CEID 232 F001
Nov 5 + Nov 6
Sat + Sun 10:00 am – 4:30 pm
2 Sessions
12 total hrs

INTRODUCTION TO AUTOCAD LT

This two-day intensive workshop offers an introduction to the fundamentals of computer-aided design and drafting for industrial design. Students will learn the basics 2D drafting and detailing with a focus on the production of dimensioned drawings for fabrication and production. Students will document their ideas and designs accurately with a comprehensive set of 2D drafting and detailing tools. At course end, each student should be comfortable using AutoCad LT independently.

\$210 / Class Limit 16 / **Prerequisite** None

INTRODUCTION TO RHINO

Thomas Groppi
CEID 235 F001
Dec 3 + Dec 4
Sat + Sun 10:00 am – 4:30 pm
2 Sessions
12 total hrs

This two-day intensive workshop provides hands-on 3D prototyping skills using Rhinoceros. Students will learn how to model, edit and analyze organic 3D surfaces using this powerful industry standard software. Over the course of an intensive week-end, you will work from real-life scenarios and problem-solve using professional and personal projects as examples. This course is ideal for industrial designers, jewelry makers, product designers and anyone who needs to model and/or prototype products for manufacturing.

\$210 / Class Limit 16 / **Prerequisite** None



DRAWING

Martin Guderna
CEDR 160 F001
Sep 10 – Oct 29
Sat 9:30 am – 12:30 pm
8 Sessions
24 total hrs

Frances Grafton
CEDR 160 F002
Sep 22 – Oct 27
Thu 6:00 pm – 10:00 pm
6 Sessions
24 total hrs

Samuel Roy Bois
CEDR 160 F003
Oct 17 – Nov 21
Mon 6:00 pm – 10:00 pm
6 Sessions
24 total hrs

James Lindfield
CEDR 160 F004
Oct 30 – Dec 18
Sun 9:30 am – 12:30 pm
8 Sessions
24 total hrs

Dan Starling
CEDR 160 F005
Nov 9 – Dec 14
Wed 6:00 pm – 10:00 pm
6 Sessions
24 total hrs

DRAWING FUNDAMENTALS I: COMPOSITION/PROCESS

The elements of drawing, observation, recording, and compositional organization are fundamental to an artist's visual education. Aspects of this challenging visual thought process include studies in line, shape, value, perspective, proportion, positive and negative space, and the human figure. Using a wide range of drawing materials in hands-on practice, you are introduced to drawing as a means of intense visual investigation. Individual and class guidance accommodate varying levels of student ability. Class work may include drawing from a model.

\$270 / Class Limit 16 / Prerequisite None

PERSPECTIVE DRAWING FOR ARTISTS AND DESIGNERS

This course is essential for artists, designers, illustrators, and animators who wish to create convincing images of form, depth, and space. From the Renaissance to the Computer Age, artists have used perspective techniques in their imagery. Whether working in realism, in the compressed space of abstraction, or with a computer, you will improve the impact of your work with an understanding of this powerful drawing technique. Addressing various techniques throughout the course, you are guided through step-by-step exercises, moving from rough layout sketches to more carefully proportioned images of world architecture, vehicles, and the human form.

\$275 / Class Limit 16 / Prerequisite None

Tony O'Regan
CEDR 162 F001
Sep 24 – Nov 12
Sat 9:30 am – 12:30 pm
8 Sessions
24 total hrs

Erick Villagomez
CEDR 162 F002
Oct 24 – Dec 12
Mon 6:30 pm – 9:30 pm
8 Sessions
24 total hrs

NEW

**Advanced Study
Certificate in
DRAWING**

p. 50

Tony O'Regan
CEDR 163 F001
Oct 29 – Dec 17
Sat 1:30 pm – 4:30 pm
8 Sessions
24 total hrs

CREATIVE DRAWING AND ARCHITECTURE

This structured, high-energy course develops your basic to intermediate drawing and sketching skills. Exercises and projects lead to understanding and applying perspective drawing, sketch concepts, the figure/ground concept, and compositional strategies. A variety of creative freehand techniques develop your approach to architectural figurative drawing. Class work includes some drawing from a model.

\$300 / Class Limit 16 / **Prerequisite** None

Lori Goldberg
CEDR 164 F001
Sep 20 – Nov 8
Tue 6:30 pm – 9:30 pm
8 Sessions
24 total hrs

DRAWING INTO PAINTING: AN INTRODUCTION

This course provides an introduction to the fundamentals of drawing and painting and the transition from black-and-white to colour. You will investigate line, form, value, colour, and pictorial composition using a variety of drawing materials and water-based paints. You will begin with drawing and move into painting using still lifes, the model, and imagination. Guided exercises and discussion of historical and contemporary art will be used to support the learning process.

\$285 / Class Limit 14 / **Prerequisite** None

Stan Hunc
CEDR 167 F001
Oct 2 – Nov 20
Sun 9:30 am – 12:30 pm
8 Sessions
24 total hrs

DRAWING WITH PEN AND INK I: BLACK + WHITE

Take a classic, black and white approach to the expressive medium of pen and ink drawing. Through exercises and step-by-step tutorials, you will learn to create a range of work from photo-realism to abstraction and everything in between. Work with a range of pen points using bistre and sepia inks as well as combinations of ink and watercolour. Experimentation with ink and wash will be introduced as you explore tone, texture, line and stroke, gesture and calligraphy, proportion, and visual balance.

\$285 / Class Limit 16 / **Prerequisite** Any 100-level drawing course or equivalent experience

Stan Hunc
CEDR 171 F001
Nov 6 – Dec 11
Sun 1:30 pm – 5:30 pm
6 Sessions
24 total hrs

DRAWING WITH CHARCOAL AND CHALK

Explore the expressive qualities of charcoal and chalk, from basic techniques to more complex renderings. Throughout the course students will work on a series of projects, presented in order of difficulty. These will be supplemented with practical suggestions, ideas for line, value, texture experiments, and techniques for creating special effects.

\$285 / Class Limit 16 / **Prerequisite** None

Janet Piper Jones
CEDR 260 F001
Oct 29 – Dec 17
Sat 9:30 am – 12:30 pm
8 Sessions
24 total hrs

DRAWING FUNDAMENTALS II

This course is designed to provide an intensive exploration of techniques, ideas and approaches to drawing. We will begin working with representational modes aimed at investigating seeing, and knowing the relationship to the sensed world through the eyes. Students will work through a variety of formal problems such as volume, value, composition, mass, positive and negative space and depth. Projects will also involve working from memory and imagination. Students will experiment working with materials, surfaces, scale, repetition and unconventional drawing tools. Projects are designed to help the participants work with their materials so they are better able to express their ideas and work through technical issues in drawing. The practice of drawing will be discussed in relation to the work of both historical and contemporary artists.

\$250 / Class Limit 16 / **Prerequisite** CEDR 160 *Drawing Fundamentals I* or equivalent

DRAWING (CONT'D)

Vjeko Sager
CEDR 261 F001
Sep 25 – Oct 16
Sun 9:30 am – 1:30 pm
4 Sessions
16 total hrs

DRAWING THE FIGURE AND FACE

In this course, you will draw and study the live model, towards the goal of constructing a figure or face without a model. Emphasis will be placed on helping you to develop an 'internal model' using basic anatomical proportions, gesture, contour and modelled shading. Subjects will include proportions and construction of the head and figure, drawing and mapping of facial features, hands and feet, and understanding of typical standing, walking and seated poses. This course will be of use to persons interested in any type of interior or architectural design, illustration, animation or fine art where the ability to draw scale figures is desired.

\$290 / Class Limit 16 / **Prerequisite** CEDR 160 *Drawing Fundamentals I* or equivalent is recommended, but not required

Frances Grafton
CEDR 263 F001
Nov 9 – Dec 10
Sat 9:30 am – 4:30 pm
4 Sessions
24 total hrs

INTRODUCTION TO LIFE DRAWING

Develop and expand your drawing and observation skills in this course on drawing the human figure. Gesture, line and value, proportion, composition, form, and volume will be explored through a variety of approaches to drawing the figure. There will be a brief introduction to the structural anatomy of the body and identification of superficial anatomical points. Drawing from the skeleton and the live model will be included.

\$335 / Class Limit 16 / **Prerequisite** Any 100-level drawing course or equivalent

Stan Hunc
CEDR 271 F001
Nov 8 – Dec 13
Tue 6:00 pm – 10:00 pm
6 Sessions
24 total hrs

TECHNIQUE BOOT CAMP: DRAWING (NEW)

Move beyond technical deficiencies keeping you from reaching your full drawing potential as you work through this intensive circuit of exercises designed to explore the power the medium. Great for the beginner just starting out, as well as for advanced artists wanting to refine skills and gain greater confidence in drawing techniques.

\$305 / Class Limit 16 / **Prerequisite** Any 100-level drawing course or equivalent

Vjeko Sager
CEDR 361 F001
Nov 10 – Dec 15
Thu 6:00 pm – 10:00 pm
6 Sessions
24 total hrs

ANATOMICAL DRAWING

This class introduces students to the richness of anatomy for artists. You will study the human figure using live models and learn visual anatomy of the human body from the inside out. Class topics will include proportions and construction of the body with a focus on body parts — head, hands, feet and torso. You will use variety of drawing techniques and methods to help you in building and developing relationship between bones, muscles and skin. This class you will not only help you to understand the complexity of the human body, but also to inspire your creativity.

\$325 / Class Limit 16 / **Prerequisite** Any 100-level drawing course or equivalent

No Instruction
CEDR 400 F001
Sep 18 – Oct 23
Sun 1:30 pm – 4:30 pm
6 Sessions
18 total hrs

LIFE DRAWING OPEN STUDIO

Take advantage of an open studio situation with a model. No instruction is provided. If you have fundamental drawing skills and wish the opportunity to work on your figure or life drawing, this series of weekly sessions is for you.

\$95 / Class Limit 16 / **Prerequisite** Experience drawing or painting from the model is strongly recommended



FILM/VIDEO

Eddie Ochmanek

CEFV 254 F001

Sep 24 – Oct 29

Sat 1:30 pm – 5:30 pm

6 Sessions

24 total hrs

INTRODUCTION TO FINAL CUT PRO

In this course you will be introduced to the basics of using Final Cut Pro version 7 in order to create professional-quality video. You will cover topics including navigating the interface, basic editing techniques, capturing video and audio, effects, transitions, titling, trimming, audio editing, finishing, and final output. This course is intended for beginners who already have basic Mac skills and are interested in learning Final Cut Pro from the ground up.

\$385 / Class Limit 12 / **Prerequisite** Basic computer skills

Eddie Ochmanek

CEFV 300 F001

Nov 26 – Dec 10

Sat 1:30 pm – 5:30 pm

3 Sessions

12 total hrs

FCP: BEYOND THE BASICS

Are you ready to gain a deeper understanding of Final Cut Pro 7? This course is for those who have a basic knowledge of FCP and are ready to develop further skills in specific areas. Topics covered include: accelerating your workflow, trimming, and using variable speed, as well as sound editing and mixing, media management, advanced compositing and mastering video filters.

\$190 / Class Limit 12 / **Prerequisite** CEFV 254 *Introduction to Final Cut Pro 7* or equivalent experience

Jaime Clay

CEFV 345 F001

Oct 19 – Dec 7

Wed 6:30 pm – 9:30 pm

8 Sessions

24 total hrs

STEREOSCOPIC 3D IMAGE CREATION: HISTORY AND PRINCIPLES

Are you curious how 3D images work? Are you interested in experimenting with the methods and techniques for achieving dimensional illusions in the static image? This course will explore vintage, contemporary and DIY stereoscopy, from stereo pairs to anaglyphs. Students will get hands-on experience developing their own 3D projects using a variety of methods, from low-tech to cutting-edge modern techniques and professional equipment. This course is suitable for anyone interested in exploring or creating 3D illusions in single or still images.

\$395 / Class Limit 16 / **Prerequisite** Basic experience with Photoshop, or similar image editing software on a PC or Mac

Alan Goldman

CEFV 375 F001

Sep 19 – Nov 28

Mon 6:30 pm – 9:30 pm

10 Sessions

30 total hrs

THE ART OF THE DOCUMENTARY: FROM 2D TO 3D

This ten-week course is intended to be an examination of documentary practice. The content is a combination of in-class instruction and exercises. Students will learn the conventions required to produce, write, direct, shoot and capture documentary films. A primer on documentary history will be provided and the evolution of different genres will be explored. Specific aspects of production will be taught i.e. how to conduct an interview, light for interior/exterior and obtain good sound. The basics of editing will be discussed and students will be introduced to iMovie. As well students will be exposed to the latest tool in documentarian's arsenal — 3D. Through the use of new consumer point-and-shoot cameras students will study how 3D has created new visual storytelling possibilities.

\$350 / Class Limit 16 / **Prerequisite** None



GRAPHIC NOVEL

Julian Lawrence
CEGN 160 F001
Sep 29 – Nov 3
Thu 6:30 pm – 9:30 pm
6 Sessions
18 total hrs

THE CONTEMPORARY COMIC: AN INTRODUCTION

Comics bring together the arts of storytelling and illustration. In this course, you will learn about building stories through illustration, dialogue, and character development. Body language, passage of time, flow, perspective, composition, and personal style will also be addressed. Through exercises, projects, and critiques, you will learn to develop your own ideas from concept to final product.

\$225 / Class Limit 16 / **Prerequisite** None

Miriam Libicki
CEGN 170 F001
Oct 11 – Nov 15
Tue 7:00 pm – 10:00 pm
6 Sessions
18 total hrs

THE GRAPHIC MEMOIR: AN INTRODUCTION

From *Maus* to *Persepolis* to *Blankets*, memoirs in graphic novel form are among the most powerful stories being told today. This course offers practical and wide-ranging techniques for translating your life experiences into sequential art. Classroom writing and drawing exercises, as well as take-home assignments, help you develop a creative process from brainstorm to script to layouts and editing. These projects, as well as group and individual critiques, will guide you towards effective storytelling in creating an original graphic memoir.

\$225 / Class Limit 16 / **Prerequisite** Some writing and drawing experience is recommended

Robin Thompson
CEGN 230 F001
Oct 25 – Dec 13
Tue 6:30 pm – 9:30 pm
8 Sessions
24 total hrs

WRITING FOR GRAPHIC NOVELS

Are you fascinated by the interplay between words and images? Have you wanted to take your drawing and illustration skills and put them to writing a graphic novel or comic? Whether you want to write comic books, illustrated texts or just play with the possibilities of narrative storytelling, this course will help you explore the challenges and rewards of writing for graphic novels. You will explore storyboarding, narrative structures, and principles for combining image and text in exciting ways. This course is ideal for intermediate to advanced students who are looking to apply their creative skills. Please note that although students will be taught minor drawing and illustration skills, there will be a major emphasis on creative writing.

\$250 / Class Limit 16 / **Prerequisite** CEGN 160 *The Contemporary Comic: An Introduction* or equivalent

Julian Lawrence
CEGN 280 F001
Nov 10 – Dec 15
Thu 6:30 pm – 9:30 pm
6 Sessions
18 total hrs

GRAPHIC NOVEL OPEN STUDIO

Continuing from CEGN 260 *The Contemporary Comic II: Towards the Digital*, this advanced course offers students the opportunity to blend the various concepts investigated in the earlier Contemporary Comic courses. Students are encouraged to initiate an original comic strip, book, storyboard, graphic novel or further develop their previous projects. The instructor will guide students according to their needs, and can assist students as they explore advanced techniques, develop character and story, and further explore their personal projects, from thumbnails, to inks, to digital colouring and web uploading.

\$225 / Class Limit 16 / **Prerequisite** CEGN 260 *The Contemporary Comic II: Towards the Digital* or equivalent



Elizabeth Mancini
CEIL 110 F001
Oct 1 – Oct 22
Sat 9:00 am – 1:00 pm
4 Sessions
16 total hrs

BOTANICAL ILLUSTRATION I

Explore and develop your skills for drawing and painting plant life. Through demonstration, illustration, and one-on-one guidance, you will experience the close-up world of careful observation and attention to detail that is traditional botanical illustration. Using your own choice of plant material you will take a trip back to a slower time and develop your observational skills in pencil drawing, watercolour and colour mixing. Some history of botanical art from its early beginnings to contemporary illustrations will be discussed. You will gain a basic understanding of simple botany, as well as a new way of looking at plant forms that will bring depth and perception to your artwork.

\$215 / Class Limit 14 / **Prerequisite**

Some drawing experience required; some painting experience recommended

Robin Thompson
CEIL 170 F001
Oct 16 – Nov 20
Sun 1:30 pm – 4:30 pm
6 Sessions
18 total hrs

INTRODUCTION TO ILLUSTRATION

Illustration is an effective visual form for communicating ideas, offering commentary, educating or catching the attention of the audience. In this course you are introduced to illustration and the many roles it can play. Hands-on projects, slide presentations, discussion and critique expose you to a variety of techniques, media and styles as you explore how content, design elements and materials are used in the translating of ideas into images.

\$225 / Class Limit 14 / **Prerequisite** None

ILLUSTRATION

Vjeko Sager
CEIL 200 F001
Sep 21 – Oct 26
Wed 6:00 pm – 10:00 pm
6 Sessions
24 total hrs

ILLUSTRATING NATURE

This course introduces students to the principles of creating accurate drawings from nature. Focussing on form and structure, students will learn to observe natural elements including birds, insects and other fauna. Students will learn skills for close observation with the objective of translating proportion and depth into two-dimensional representations. Line, tone and value will be explored through work in pen, pencil and ink. Emphasis will be on adherence to detail, literal representation, and measured accuracy towards precise communication through illustration.

\$250 / Class Limit 16 / **Prerequisite**

CEDR 160 *Drawing Fundamentals I*, CEIL 170 *Introduction to Illustration*, or equivalent



ILLUSTRATION (CONT'D)

Robert Chaplin

CEIL 220 F001

Oct 19 – Dec 7

Wed 6:30 pm – 9:30 pm

8 Sessions

24 total hrs

WHIMSICAL ILLUSTRATION

Explore the principles of whimsy through illustration, from traditional book publishing to web-based communication. Ideally suited for more advanced students, in this course you will learn to communicate more effectively with pictures, by exploring concepts of timing and nuance in illustration. Through intensive exercises, students will enjoy and expand their ability to integrate pictures and texts. As well, students will gain insight into the whimsical manner in which pictures and words, direct the thought process of the audience. Students will be encouraged to work on in-class exercises and personal illustration projects, while enjoying the development of their own style.

\$215 / Class Limit 16 / **Prerequisite**

Any 100-level drawing course or equivalent

Ian Forbes

CEIL 225 F001

Nov 12 – Dec 17

Sat 1:30 pm – 5:30 pm

6 Sessions

24 total hrs

NOVEL MATERIALS AND ASSEMBLAGE IN ILLUSTRATION (NEW)


From Joseph Cornell's boxes to the comic book covers of Dave McKean (*Sandman*) artists use assemblage and novel materials to shake up preconceptions. Skills and approaches taught in this course will be applied to creatively solve illustration problems. Students will use assemblage and unusual materials to create camera-ready, illustrative objects that push the boundary of traditional 2D illustration.

\$250 / Class Limit 16 / **Prerequisite** CEFA 170 *Materials and Media in Fine Art Practice* or CEIL 170 *Introduction to Illustration* or equivalent

COMMERCIAL ILLUSTRATION

This course explores illustration techniques as applied to commercial marketing and branding. Learn to apply creative designing, drawing, and colouring skills to the graphic design field, and expand your art or design practice to commercial businesses. Practical exercises in logo design, poster design, narrative storyboards, and advertising will be applied. Students will learn to tools to evaluate their own work from the perspective of the commercial market.

\$215 / Class Limit 16 / **Prerequisite** Any 100-level drawing course or equivalent



Lisa Cinar
CEIL 240 F001
Sep 11 – Oct 30
Sun 9:30 am – 12:30 pm
8 Sessions
24 total hrs

ILLUSTRATION FOR PICTURE BOOKS

Do you love picture book illustrations and want to create your own? This course will introduce you to key classic and current work in this art form, teach you how to create an effective illustration and main character and help you develop your own unique style. You will develop your own characters using storyboarding and composition exercises and experiment with ink pen, brush work and collage. You'll also learn to digitize your illustrations using Photoshop, and how to share them with publishers.

\$270 / Class Limit 16 / **Prerequisite**
Any 100-level drawing course or equivalent

Stan Hunc
CEIL 260 F001
Sep 25 – Nov 13
Sun 1:30 pm – 4:30 pm
8 Sessions
24 total hrs

PEN AND INK BOOK ILLUSTRATION

This course focuses on the exploration of pen and ink illustration, visual interpretation, and personal style in ink drawing. Students will be guided through line drawing exercises and will explore gesture, texture, and innovative approaches to pen and ink illustration. In examining traditional and contemporary book art illustrations, students will develop their drawing skills and create personal visual interpretations from literary samples.

\$265 / Class Limit 16 / **Prerequisite**
Any 100-level drawing course or equivalent

Stan Hunc
CEIL 270 F001
Nov 6 – Nov 27
Sun 9:00 am – 1:00 pm
4 Sessions
16 total hrs

FANTASY ILLUSTRATION

This course offers a step-by-step introduction to the process of creating images for the fantasy genre, from the first seeds of a visual concept, to an illustrated fantasy world. In a series of progressive art projects, students explore the basic principles behind the conceptual and technical aspects of fantasy character evolution. Students will examine aesthetics and literary canons of traditional and contemporary fantasy illustration, and explore their own creative text interpretation and visual imagery.

\$225 / Class Limit 16 / **Prerequisite**
Any 100-level drawing course or equivalent

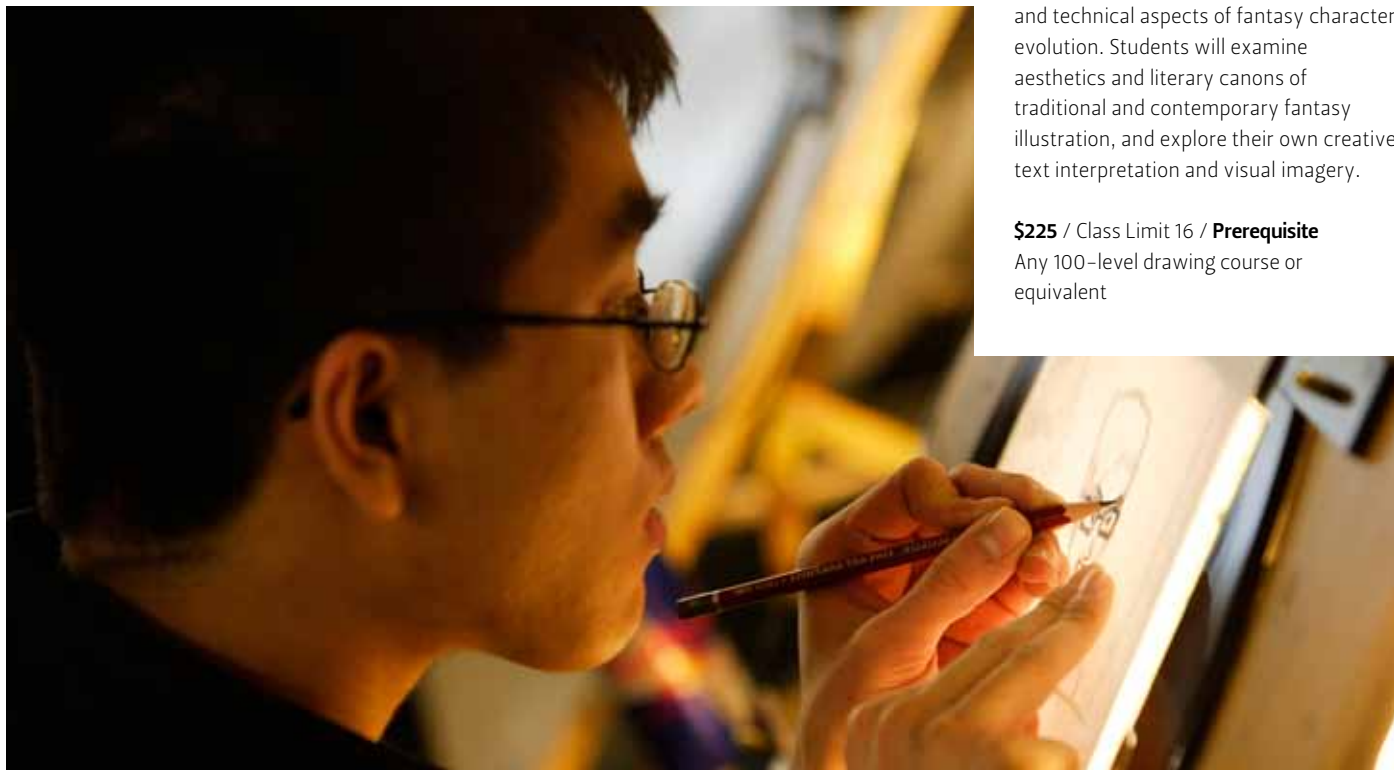


ILLUSTRATION (CONT'D)

Vjeko Sager
CEIL 300 F001
Nov 2 – Dec 7
Wed 6:00 pm – 10:00 pm
6 Sessions
24 total hrs

ANATOMICAL ILLUSTRATION

This course is designed for students who are interested in expanding their knowledge of human anatomy. Working with a live model each class, students will study anatomical features, proportions and analyze details of the human body, using various drawing and illustration techniques and methods. Through lectures, demonstrations and exercises, students will also learn the basics of both artistic and scientific anatomical terminology. This course focuses on realistic studies of the figure, using various techniques and historic examples of anatomical illustration.

\$325 / Class Limit 16 / **Prerequisite** CEDR 160 *Drawing Fundamentals I*, CEIL 170 *Introduction to Illustration*, or equivalent



Lisa Cinar
CEIL 440 F001
Oct 6 – Dec 15
Thu 6:00 pm – 9:00 pm
11 Sessions
32 total hrs
last class 6:00pm – 8:00pm

ILLUSTRATION FOR PICTURE BOOKS III (NEW)

This advanced-level course focuses on in-depth character development and the creation of sequential art for picture books. Students produce sketches for finished illustrations and learn different painting techniques and approaches. Throughout the course, an emphasis is placed on developing style and personal voice through guided assignments, allowing for multiple interpretations. Students are introduced to working sequentially and in series, and will produce final projects, ready for publishing.

\$350 / Class Limit 16 / **Prerequisite** CEIL 340 *Illustration for Picture Books II* or equivalent

WRITING FOR PICTURE BOOKS: AN INTRODUCTION (NEW)

Join in this interactive examination of the writing process for many genres of picture books: Board Book, Early Readers, Picture Books, Wordless Picture Books, Illustrated Books, Comics Chapter Books, Middle Grade and Young adult. Following a brief history of each type of book, and techniques on how to write each. Students will study traditional approaches, current trends, and learn established techniques to write for each genre, and experiment writing each type of genre themselves through writing prompts and workshopping. This course will introduce students to the wide variety of writing for children with the hope of students finding the genre that suits their writing voice the best.

\$270 / Class Limit 16 / **Prerequisite** CEIL 240 *Illustration for Picture Books* or equivalent



INDUSTRIAL DESIGN

Roman Izdebski

CEID 120 F001

Oct 1 – Oct 15

Sat 9:30 am – 4:30 pm

3 Sessions

18 total hrs

Roman Izdebski

CEID 120 F002

Nov 12 – Nov 26

Sat 9:30 am – 4:30 pm

3 Sessions

18 total hrs

BASICS OF INDUSTRIAL DESIGN

This course introduces you to the field of Industrial Design. You gain an awareness of the design process with an emphasis on design criteria, followed by formulation of the design brief, development of creative concepts, user testing, and quick model making. You will work on a design project through to completion of a full-scale model and a short design presentation.

\$250 / Class Limit 16 / **Prerequisite** None

EXPLORATION OF 3D DESIGN

This course familiarizes you with the principles of three-dimensional design as well as with a variety of materials and processes related to art and design. Technical and conceptual skills in applying the concepts of space, mass, contrast, balance, scale, and surface are developed. You create both functional and sculptural objects through projects that explore three-dimensional concepts, forms, and materials. The emphasis is on problem solving and imaginative and experimental responses to proposed projects.

\$310 / Class Limit 16 / **Prerequisite** None

BASICS OF ARCHITECTURAL DESIGN

This 3D studio course introduces you to the design process as it applies to architecture. Through idea generation, sketch models, proposal research and presentation, and modeling techniques, you interpret your ideas architecturally as you also explore the locational, contextual, and structural aspects of architectural design. You will work on a site-specific design project individually and in teams.

\$285 / Class Limit 16 / **Prerequisite** None

Tony O'Regan

CEID 122 F001

Sep 18 – Nov 6

Sun 1:30 pm – 4:30 pm

8 Sessions

24 total hrs

Chris Doray

CEID 122 F002

Oct 16 – Dec 4

Sun 10:00 am – 1:00 pm

8 Sessions

24 total hrs

REGISTRATION BEGINS JULY 26, 2011

FOR INSTRUCTOR BIOS, PLEASE VISIT WWW.ECUAD.CA/PEOPLE/FACULTY/CS

INDUSTRIAL DESIGN (CONT'D)

Ying-Chiu Chan
CEID 160 F001
Sep 20 – Nov 8
Tue 6:30 pm – 9:30 pm
8 Sessions
24 total hrs

RAPID VISUALIZATION AND PRODUCT RENDERING

Rapid visualization is a systematic and effective way to draw imaginary 3D objects and concepts, and is applicable to animation, graphic design, industrial design, illustration, architecture, furniture, and interior design. It helps to expand visual thinking, create new ideas, communicate concepts and begin to solve problems. This course introduces you to the methods, techniques, and media to produce accurately proportioned freehand sketches and basic renderings. Principles of perspective, projection, light, shade, reflection, and texture are examined, followed by demonstrations of approaches and techniques. Practical exercises are supplemented with discussion, slide presentations, and critiques.

\$315 / Class Limit 16 / **Prerequisite**

Strong drawing skills with an enthusiasm for realism and detail

FIRST NATIONS SUSTAINABLE DESIGN (NEW)

Rachelle Clifford
CEID 190 F001
Sep 11 – Oct 30
Sun 10:00 am – 1:00 pm
8 Sessions
24 total hrs

Explore how Coast Salish philosophies can contribute to current understandings of sustainability. This course will consider First Nation knowledge of the land, seasonal harvesting, Elders' guidance and a traditional philosophy of respect, while investigating western philosophies of land ethics and systems thinking to create a new understanding of materiality in our interdependent world. Working with wool and natural materials harvested with guidance from Coast Salish Elders, you will learn the value of these local renewable resources while acquiring techniques for creating contemporary form and design.

\$295 / Class Limit 16 / **Prerequisite** None

Diana Burgoyne
CEID 222 F001
Sep 13 – Nov 1
Tue 6:30 pm – 9:30 pm
8 Sessions
24 total hrs

BASIC ELECTRONICS FOR INTERACTIVITY I

This course will introduce students to the basic concepts of electronics, and the exciting possibilities for incorporating electronic elements into art or design projects. Using easy-to-understand information and materials, students will learn to construct and incorporate basic switches into interactive pieces, and learn how technology can activate an innovative new relationship between the artwork and the viewer. Each student will be supported throughout the processes of conceiving and creating unique projects which incorporate some form of basic electronic technology.

\$265 / Class Limit 11 / **Prerequisite**

Basic computer skills

ARCHITECTURAL MODELING AND MAQUETTES

Tony O'Regan
CEID 223 F001
Sep 18 – Nov 6
Sun 9:30 am – 12:30 pm
8 Sessions
24 total hrs

This studio course introduces you to architectural modeling from drawings. Through exercises and projects you learn to read design drawings and build foam core models for architecture, interiors, landscape design, or industrial design applications. Emphasis is on quick building techniques useful in the design process.

\$315 / Class Limit 16 / **Prerequisite** None

DESIGN FOR EXHIBITS

Dante Comoglio
CEID 240 F001
Oct 6 – Nov 24
Thu 6:30 pm – 9:30 pm
8 Sessions
24 total hrs

This course will focus on creating dynamic immersive experiences for museums and cultural spaces. Drawing upon principles of communication design and three-dimensional design, students will complete assignments that consider space, flow of information, sight lines, aesthetics, logistics, and user experience. Visioning sessions will involve sketching and paper modeling. Final projects will propose innovative solutions for a cultural or museum space.

\$270 / Class Limit 16 / **Prerequisite**

Some experience in communication and/or industrial design



Philip Robbins
CEID 250 F001
Oct 22 + Oct 29
Sat 9:30 am – 5:00 pm
2 Sessions
14 total hrs

LASER CUTTER WORKSHOP

This workshop offers an exploration of the precision, speed and creative potential of Emily Carr's laser cutting equipment. The laser cutter offers an unparalleled means of manipulating material, and presents a variety of workflows (vector, raster, combined, and colour mapping) to produce specific types of output. Emily Carr's laser can cut wood, plastic, paper, leather and rubber. In this workshop, students will examine the possibilities of this technology as a means of personal expression, with a strong emphasis on material exploration, technology, and problem solving.

\$200 / Class Limit 15 / **Prerequisite**

This course is for practicing artists/designers or those with a good working knowledge of Adobe Illustrator

3D DESIGN SKETCHING

Sketching is an essential process in three-dimensional design; it documents the flow of ideas and can be used as an effective tool for communication. In this course, you explore pencil-sketching techniques commonly used in industrial design, interior design, furniture design, and architectural design. Through slides, lectures, demonstrations, discussion, and design projects, you apply design drawing techniques to the visualization of products and environment, form, and space.

\$275 / Class Limit 16 / **Prerequisite** None

Ying-Chiu Chan
CEID 260 F001
Oct 19 – Dec 7
Wed 6:30 pm – 9:30 pm
8 Sessions
24 total hrs

Bobbi Kozinuk
CEID 322 F001
Nov 14 – Dec 12
Mon 6:00 pm – 10:00 pm
6 Sessions
24 total hrs

BASIC ELECTRONICS FOR INTERACTIVITY II (NEW)

This course will guide students in the design and creation of one main interactive art project. Students will be introduced to the concepts of Basic Microcontrollers – Arduino, LilyPad and the new Displayduino. They will be introduced to programming (Arduino, Processing and Pure Data) as well as sensors systems and circuit bending. They will be required to include some form of electronic technology in their final projects. Each student will be supported as they combine technology and creativity in their own unique project, and will learn how to “make it work”. Additional material covered will include interactive art, contemporary new media projects and robotics in art.

\$250 / Class Limit 11 / **Prerequisite**
CEID 222 *Basic Electronics for Interactivity I* or equivalent

INDUSTRIAL DESIGN (CONT'D)

Laura Kozak
CEID 350 F001
Sep 19 – Nov 14
Mon 6:30 pm – 9:30 pm
8 Sessions
24 total hrs

URBAN CARTOGRAPHY

Learn to critically read and record the underlying geometry, overlapping histories and multiple agendas of the city through practices of mapping, measuring and sketching. Using architectural and cartographic tools and techniques, students in this course will work at multiple and nested scales to understand the metrics behind what makes neighbourhoods different, how we move through the city, and how the built environment has taken shape. The final outcome of the course will be a critical and technically drafted cartographic drawing. This is a beginner course aimed to introduce urban inhabitants to ways of reading the city and understanding it through processes of measuring and mapping. Students may include those with an interest in Vancouver history or urban change, or students looking to build an architecture or design portfolio.

\$225 / Class Limit 16 / **Prerequisite** None

Christopher Kowal
CEID 363 F001
Oct 15 – Dec 17
Sat 9:30 am – 12:30 pm
10 Sessions
30 total hrs

3D RENDERING FOR DESIGN PRESENTATION

For industrial designers, interior designers, jewelry makers, architects, and anyone who needs to visualize products for presentation, this course is ideal in providing hands-on 3D prototyping skills using Autodesk 3DS MAX. You will learn how to model, render and animate photorealistic simulation (including fly-through) using this powerful software. You will work on a project of your choosing and have the opportunity to import existing models from Rhino, AutoCAD, SolidWorks, Maya, and others.

\$350 / Class Limit 16 / **Prerequisite**
Basic computer skills





Lukas Armstrong
CEID 375 F001
Sep 15 – Oct 20
Thu 6:00 pm – 10:00 pm
6 Sessions
24 total hrs

SUSTAINABILITY AND GREEN DESIGN: WATER (NEW)

Explore the topic of water at multiple scales; from water bottles, home filtration systems and rainwater collection, to urban-scale water infrastructure, sewage treatment and weather patterns. Current products and practices will be examined, and through discussion of sustainable strategies and systems-thinking, more appropriate solutions will be discussed. Students will develop a prototype or design solution, at the human scale, that evolves our current use and management of water.

\$325 / Class Limit 12 / **Prerequisite** CEID 120 *Basics of Industrial Design* or equivalent

Kara Pecknold
CEID 390 F001
Sep 29 – Nov 17
Thu 6:30 pm – 9:30 pm
8 Sessions
24 total hrs

DESIGN FOR SOCIAL CHANGE

Have you ever had an idea for making your community or organization better? In this studio/seminar course, students will be challenged to use design thinking and process to consider complex social and economic problems. Through discussions, collaborations, research and prototyping of ideas, students will learn about design as it relates to the social, cultural, environmental and economic systems we live in. The outcome of this course will be a real project that could be presented to a potential client or community leader for implementation. Ideal for people who want to learn how to apply creative process to complex topics, in order to realize tangible outcomes.

\$275 / Class Limit 12 / **Prerequisite** None

Scott Staniland
CEID 420 F001
Nov 6 – Dec 11
Sun 1:30 pm – 5:30 pm
6 Sessions
24 total hrs

3D DESIGN STUDIO

In this advanced-level studio course students apply product design processes and methods to the development of functional or experimental objects or environments. The emphasis is on research, problem solving, and creative experimental responses to projects, discussions, and critiques of ideas and form. Course content focuses on analysis, concept development, and communicating 3D concepts for products or environments as models or prototypes. Slide lectures, demonstrations, and discussions encourage students to develop innovative solutions to the course projects.

\$335 / Class Limit 14 / **Prerequisite** All core courses in the Certificate Program in 3D Design or equivalent experience are required; elective courses are strongly recommended

TIMETABLE

BOOK ARTS – page 5

CEBA 112	F001	LETTERPRESS I	SEP 14 – OCT 19	W	6:00 PM – 10:00 PM	ANDREA TAYLOR
CEBA 112	F002	LETTERPRESS I	OCT 23 – NOV 13	SU	9:30 AM – 4:30 PM	ANDREA TAYLOR
CEBA 170	F001	BASICS OF BOOK MAKING	OCT 19 – NOV 23	W	6:30 PM – 9:30 PM	GRACE PARTRIDGE

COMMUNICATION DESIGN – page 6

CECD 110	F001	BASICS OF COMMUNICATION DESIGN	SEP 19 – OCT 31	M	6:30 PM – 9:30 PM	CAROLINA BECERRA
CECD 110	F002	BASICS OF COMMUNICATION DESIGN	NOV 2 – DEC 7	W	6:30 PM – 9:30 PM	CAROLINA BECERRA
CECD 112	F001	THE ART OF FONTS	SEP 13 – OCT 4	T	6:30 PM – 9:30 PM	LINDA COE
CECD 160	F001	DRAWING FOR DESIGN	SEP 10 – OCT 29	S	1:30 PM – 4:30 PM	VJEKO SAGER
CECD 280	F001	DESIGN + CRITICAL THINKING	OCT 18 – DEC 6	T	6:30 PM – 9:30 PM	DANTE COMOGLIO
CECD 320	F001	TYPOGRAPHY	OCT 6 – NOV 24	TH	6:30 PM – 9:30 PM	LINDA COE
CECD 330	F001	PUBLICATION DESIGN	SEP 26 – NOV 21	M	7:00 PM – 10:00 PM	DANTE COMOGLIO

COMPUTER SKILLS – page 8

CECS 100	F001	INTRODUCTION TO THE MACINTOSH COMPUTER	SEP 10	S	9:30 AM – 1:30 PM	CAROLINA BECERRA
CECS 100	F002	INTRODUCTION TO THE MACINTOSH COMPUTER	SEP 22	TH	6:00 PM – 10:00 PM	JAIME CLAY
CECS 100	F003	INTRODUCTION TO THE MACINTOSH COMPUTER	OCT 26	W	6:00 PM – 10:00 PM	CAROLINA BECERRA
CECS 130	F001	ADOBE ILLUSTRATOR: THE BASICS	SEP 15 – OCT 20	TH	6:30 PM – 9:30 PM	BROOKE ALLEN
CECS 130	F002	ADOBE ILLUSTRATOR: THE BASICS	NOV 9 – DEC 14	W	7:00 PM – 10:00 PM	BROOKE ALLEN
CECS 131	F001	PHOTOSHOP: THE BASICS	SEP 24 – OCT 29	S	9:30 AM – 12:30 PM	JAIME CLAY
CECS 131	F002	PHOTOSHOP: THE BASICS	OCT 20 – NOV 24	TH	7:00 PM – 10:00 PM	ARTHUR BABIARZ
CECS 131	F003	PHOTOSHOP: THE BASICS	NOV 3 – DEC 8	TH	6:30 PM – 9:30 PM	KATHRYN MUSSALLEM
CECS 133	F001	INDESIGN: THE BASICS	SEP 21 – OCT 26	W	7:00 PM – 10:00 PM	BROOKE ALLEN
CECS 136	F001	THE ADOBE SUITE FOR DESIGN + PRODUCTION	SEP 18 – NOV 20	SU	9:30 AM – 12:30 PM	CHRISTINE YOON
CECS 136	F002	THE ADOBE SUITE FOR DESIGN + PRODUCTION	NOV 12 – DEC 10	S	9:30 AM – 4:30 PM	CHRISTINE YOON

CULTURAL STUDIES – page 10

CESE 110	F001	ISSUES IN CONTEMPORARY DESIGN	OCT 26 – DEC 14	W	6:30 PM – 9:30 PM	DANTE COMOGLIO
CESE 160	F001	ISSUES IN CONTEMPORARY ART	SEP 24 – NOV 12	S	10:30 AM – 1:30 PM	RAMON KUBICEK
CESE 162	F001	WALKING TOUR: ART IN PUBLIC SPACES	OCT 6 – NOV 3	TH	1:30 PM – 4:30 PM	RACHEL LAFO
CESE 166	F001	WALKING TOUR: GALLERIES + CULTURAL SPACES	OCT 19 – NOV 16	W	1:30 PM – 4:30 PM	RACHEL LAFO
CESE 175	F001	SECOND NATURE LAB WALK, TALK + TASTE	SEP 17	S	10:00 AM – 4:00 PM	VARIOUS
CESE 180	F001	A SURVEY + HISTORY OF ART	OCT 18 – DEC 6	T	6:30 PM – 9:30 PM	NADIA THIBAUT
CESE 195	F001	ENGLISH LANDSCAPE PAINTING + GARDEN DESIGN	SEP 19 – OCT 3	M + W	7:00 PM – 8:30 PM	BRYN HOMS

DIGITAL MEDIA – page 12

CEAN 152	F001	INTRODUCTION TO MAYA	OCT 15 + OCT 16	S + SU	10:00 AM – 4:30 PM	THOMAS GROPP
CEDA 232	F001	INTRODUCTION TO WEB DESIGN	NOV 5 – DEC 10	S	9:30 AM – 12:30 PM	KEVIN MCMILLAN
CEDA 250	F001	WORDPRESS	OCT 1 + OCT 2	S + SU	9:30 AM – 5:30 PM	KEVIN MCMILLAN
CEDA 250	F002	WORDPRESS	DEC 4 – DEC 11	SU	9:30 AM – 5:30 PM	KEVIN MCMILLAN
CEID 231	F001	INTRODUCTION TO SOLIDWORKS	OCT 4 – OCT 25	T	6:30 PM – 9:30 PM	PHILIP ROBBINS
CEID 232	F001	INTRODUCTION TO AUTOCAD LT	NOV 5 + NOV 6	S + SU	10:00 AM – 4:30 PM	THOMAS GROPP
CEID 235	F001	INTRODUCTION TO RHINO	DEC 3 + DEC 4	S + SU	10:00 AM – 4:30 PM	THOMAS GROPP

DRAWING – page 14

CEDR 160	F001	DRAWING FUNDAMENTALS I: COMPOSITION/PROCESS	SEP 10 – OCT 29	S	9:30 AM – 12:30 PM	MARTIN GUDERNA
CEDR 160	F002	DRAWING FUNDAMENTALS I: COMPOSITION/PROCESS	SEP 22 – OCT 27	TH	6:00 PM – 10:00 PM	FRANCES GRAFTON
CEDR 160	F003	DRAWING FUNDAMENTALS I: COMPOSITION/PROCESS	OCT 17 – NOV 21	M	6:00 PM – 10:00 PM	SAMUEL ROY BOIS
CEDR 160	F004	DRAWING FUNDAMENTALS I: COMPOSITION/PROCESS	OCT 30 – DEC 18	SU	9:30 AM – 12:30 PM	JAMES LINDFIELD
CEDR 160	F005	DRAWING FUNDAMENTALS I: COMPOSITION/PROCESS	NOV 9 – DEC 14	W	6:00 PM – 10:00 PM	DAN STARLING
CEDR 162	F001	PERSPECTIVE DRAWING FOR ARTISTS + DESIGNERS	SEP 24 – NOV 12	S	9:30 AM – 12:30 PM	TONY O'REGAN
CEDR 162	F002	PERSPECTIVE DRAWING FOR ARTISTS + DESIGNERS	OCT 24 – DEC 12	M	6:30 PM – 9:30 PM	ERICK VILLAGOMEZ
CEDR 163	F001	CREATIVE DRAWING + ARCHITECTURE	OCT 29 – DEC 17	S	1:30 PM – 4:30 PM	TONY O'REGAN
CEDR 164	F001	DRAWING INTO PAINTING: AN INTRODUCTION	SEP 20 – NOV 8	T	6:30 PM – 9:30 PM	LORI GOLDBERG
CEDR 167	F001	DRAWING WITH PEN + INK I: BLACK + WHITE	OCT 2 – NOV 20	SU	9:30 AM – 12:30 PM	STAN HUNC
CEDR 171	F001	DRAWING WITH CHARCOAL + CHALK	NOV 6 – DEC 11	SU	1:30 PM – 5:30 PM	STAN HUNC
CEDR 260	F001	DRAWING FUNDAMENTALS II	OCT 29 – DEC 17	S	9:30 AM – 12:30 PM	JANET PIPER JONES
CEDR 261	F001	DRAWING THE FIGURE + FACE	SEP 25 – OCT 16	SU	9:30 AM – 1:30 PM	VJEKO SAGER

DRAWING (CONT'D) – page 14

CEDR 263 F001	INTRODUCTION TO LIFE DRAWING	NOV 19 – DEC 10	S	9:30 AM – 4:30 PM	FRANCES GRAFTON
CEDR 271 F001	TECHNIQUE BOOT CAMP: DRAWING	NOV 8 – DEC 13	T	6:00 PM – 10:00 PM	STAN HUNC
CEDR 361 F001	ANATOMICAL DRAWING	NOV 10 – DEC 15	TH	6:00 PM – 10:00 PM	VJEKO SAGER
CEDR 400 F001	LIFE DRAWING OPEN STUDIO	SEP 18 – OCT 23	SU	1:30 PM – 4:30 PM	NO INSTRUCTOR

FILM / VIDEO – page 17

CEFV 254 F001	INTRODUCTION TO FINAL CUT PRO 7	SEP 24 – OCT 29	S	1:30 PM – 5:30 PM	EDDIE OCHMANEK
CEFV 300 F001	FCP: BEYOND THE BASICS	NOV 26 – DEC 10	S	1:30 PM – 5:30 PM	EDDIE OCHMANEK
CEFV 345 F001	STEREOSCOPIC 3D IMAGE CREATION: HISTORY + PRINCIPLES	OCT 19 – DEC 7	W	6:30 PM – 9:30 PM	JAIME CLAY
CEFV 375 F001	THE ART OF THE DOCUMENTARY: FROM 2D TO 3D	SEP 19 – NOV 28	M	6:30 PM – 9:30 PM	ALAN GOLDMAN

GRAPHIC NOVEL – page 18

CEGN 160 F001	THE CONTEMPORARY COMIC: AN INTRODUCTION	SEP 29 – NOV 3	TH	6:30 PM – 9:30 PM	JULIAN LAWRENCE
CEGN 170 F001	THE GRAPHIC MEMOIR: AN INTRODUCTION	OCT 11 – NOV 15	T	7:00 PM – 10:00 PM	MIRIAM LIBICKI
CEGN 230 F001	WRITING FOR GRAPHIC NOVELS	OCT 25 – DEC 13	T	6:30 PM – 9:30 PM	ROBIN THOMPSON
CEGN 280 F001	GRAPHIC NOVEL OPEN STUDIO	NOV 10 – DEC 15	TH	6:30 PM – 9:30 PM	JULIAN LAWRENCE

ILLUSTRATION – page 19

CEIL 110 F001	BOTANICAL ILLUSTRATION I	OCT 1 – OCT 22	S	9:00 AM – 1:00 PM	ELIZABETH MANCINI
CEIL 170 F001	INTRODUCTION TO ILLUSTRATION	OCT 16 – NOV 20	SU	1:30 PM – 4:30 PM	ROBIN THOMPSON
CEIL 200 F001	ILLUSTRATING NATURE	SEP 21 – OCT 26	W	6:00 PM – 10:00 PM	VJEKO SAGER
CEIL 220 F001	WHIMSICAL ILLUSTRATION	OCT 19 – DEC 7	W	6:30 PM – 9:30 PM	ROBERT CHAPLIN
CEIL 225 F001	NOVEL MATERIALS + ASSEMBLAGE IN ILLUSTRATION	NOV 12 – DEC 17	S	1:30 PM – 5:30 PM	IAN FORBES
CEIL 230 F001	COMMERCIAL ILLUSTRATION	OCT 1 – NOV 5	S	1:30 PM – 5:30 PM	ROBIN THOMPSON
CEIL 240 F001	ILLUSTRATION FOR PICTURE BOOKS	SEP 11 – OCT 30	SU	9:30 AM – 12:30 PM	LISA CINAR
CEIL 260 F001	PEN + INK BOOK ILLUSTRATION	SEP 25 – NOV 13	SU	1:30 PM – 4:30 PM	STAN HUNC
CEIL 270 F001	FANTASY ILLUSTRATION	NOV 6 – NOV 27	SU	9:00 AM – 1:00 PM	STAN HUNC
CEIL 300 F001	ANATOMICAL ILLUSTRATION	NOV 2 – DEC 7	W	6:00 PM – 10:00 PM	VJEKO SAGER
CEIL 440 F001	ILLUSTRATION FOR PICTURE BOOKS III	OCT 6 – DEC 15	TH	6:00 PM – 9:00 PM	LISA CINAR
CEIL 360 F001	WRITING FOR PICTURE BOOKS: AN INTRODUCTION	OCT 25 – DEC 13	T	7:00 PM – 10:00 PM	KALLIE GEORGE

INDUSTRIAL DESIGN – page 23

CEID 120 F001	BASICS OF INDUSTRIAL DESIGN	OCT 1 – OCT 15	S	9:30 AM – 4:30 PM	ROMAN IZDEBSKI
CEID 120 F002	BASICS OF INDUSTRIAL DESIGN	NOV 12 – NOV 26	S	9:30 AM – 4:30 PM	ROMAN IZDEBSKI
CEID 121 F001	EXPLORATION OF 3D DESIGN	OCT 5 – NOV 23	W	6:30 PM – 9:30 PM	LUKAS ARMSTRONG
CEID 122 F001	BASICS OF ARCHITECTURAL DESIGN	SEP 18 – NOV 6	SU	1:30 PM – 4:30 PM	TONY O'REGAN
CEID 122 F002	BASICS OF ARCHITECTURAL DESIGN	OCT 16 – DEC 4	SU	10:00 AM – 1:00 PM	CHRIS DORAY
CEID 160 F001	RAPID VISUALIZATION + PRODUCT RENDERING	SEP 20 – NOV 8	T	6:30 PM – 9:30 PM	YING-CHIU CHAN
CEID 190 F001	FIRST NATIONS SUSTAINABLE DESIGN	SEP 11 – OCT 30	SU	10:00 AM – 1:00 PM	RACHELLE CLIFFORD
CEID 222 F001	BASIC ELECTRONICS FOR INTERACTIVITY I	SEP 13 – NOV 1	T	6:30 PM – 9:30 PM	DIANA BURGOWNE
CEID 223 F001	ARCHITECTURAL MODELING + MAQUETTES	SEP 18 – NOV 6	SU	9:30 AM – 12:30 PM	TONY O'REGAN
CEID 240 F001	DESIGN FOR EXHIBITS	OCT 6 – NOV 24	TH	6:30 PM – 9:30 PM	DANTE COMOGLIO
CEID 250 F001	LASER CUTTER WORKSHOP	OCT 22 + OCT 29	S	9:30 AM – 5:00 PM	PHILIP ROBBINS
CEID 260 F001	3D DESIGN SKETCHING	OCT 19 – DEC 7	W	6:30 PM – 9:30 PM	YING-CHIU CHAN
CEID 322 F001	BASIC ELECTRONICS FOR INTERACTIVITY II	NOV 14 – DEC 12	M	6:00 PM – 10:00 PM	BOBBI KOZINUK
CEID 350 F001	URBAN CARTOGRAPHY	SEP 19 – NOV 14	M	6:30 PM – 9:30 PM	LAURA KOZAK
CEID 363 F001	3D RENDERING FOR DESIGN PRESENTATION	OCT 15 – DEC 17	S	9:30 AM – 12:30 PM	CHRISTOPHER KOWAL
CEID 375 F001	SUSTAINABILITY + GREEN DESIGN: WATER	SEP 15 – OCT 20	TH	6:00 PM – 10:00 PM	LUKAS ARMSTRONG
CEID 390 F001	DESIGN FOR SOCIAL CHANGE	SEP 29 – NOV 17	TH	6:30 PM – 9:30 PM	KARA PECKNOLD
CEID 420 F001	3D DESIGN STUDIO	NOV 6 – DEC 11	SU	1:30 PM – 5:30 PM	SCOTT STANILAND

INTERACTION DESIGN – page 32

CEIN 150 F001	iPHONE APP CREATION	SEP 10 – SEP 24	S + SU	1:30 PM – 4:30 PM	MILES THOROGOOD
CEIN 250 F001	ADVANCED iPHONE APP CREATION	NOV 5 – NOV 19	S + SU	1:30 PM – 4:30 PM	MILES THOROGOOD

TIMETABLE (CONT'D)

MATERIAL PRACTICE – page 33

CEFA 160	F001	BASICS OF COMPOSITION + FORM	SEP 24 – OCT 29	S	1:30 PM – 5:30 PM	FRANCES GRAFTON
CEFA 160	F002	BASICS OF COMPOSITION + FORM	OCT 23 – NOV 27	SU	1:30 PM – 5:30 PM	FRANCES GRAFTON
CEFA 160	F003	BASICS OF COMPOSITION + FORM	OCT 26 – DEC 14	W	6:30 PM – 9:30 PM	KEITH LANGERGRABER
CEFA 170	F001	MATERIALS + MEDIA IN FINE ART PRACTICE	SEP 27 – OCT 18	T	6:00 PM – 10:00 PM	KAREN KAZMER
CEFA 170	F002	MATERIALS + MEDIA IN FINE ART PRACTICE	OCT 16 – NOV 6	SU	9:30 AM – 2:00 PM	KAREN KAZMER
CEFA 172	F001	BASKET WEAVING	SEP 24 + SEP 25	S + SU	9:00 AM – 5:00 PM	JOAN CARRIGAN
CEFA 220	F001	WILD TECHNOLOGIES	SEP 24	S	9:00 AM – 5:00 PM	SUZI WEBSTER
CEFA 230	F001	SMALL AGRICULTURE DESIGN-BUILD LAB	SEP 17 + SEP 18	S + SU	9:00 AM – 5:00 PM	JONAS DODD + MAGALI BAILEY
CEFA 260	F001	DEVELOPING YOUR VISUAL STYLE	NOV 14 – DEC 19	M	6:30 PM – 9:30 PM	VJEKO SAGER

PAINTING – page 35

CEPN 160	F001	PAINTING FUNDAMENTALS I: COMPOSITION / PROCESS	SEP 21 – OCT 26	W	6:00 PM – 10:00 PM	MARTIN GUDERNA
CEPN 160	F002	PAINTING FUNDAMENTALS I: COMPOSITION / PROCESS	SEP 29 – NOV 3	TH	6:00 PM – 10:00 PM	ELIZABETH BARNES
CEPN 161	F001	FUNDAMENTALS OF ACRYLIC PAINTING	SEP 12 – OCT 24	M	6:00 PM – 10:00 PM	LORI GOLDBERG
CEPN 162	F001	FUNDAMENTALS OF OIL PAINTING	SEP 17 – NOV 5	S	9:30 AM – 12:30 PM	JAMES LINDFIELD
CEPN 163	F001	FUNDAMENTALS OF WATERCOLOUR	SEP 27 – NOV 1	T	6:00 PM – 10:00 PM	JAMES PICARD
CEPN 164	F001	USING COLOUR	OCT 2 – OCT 23	SU	9:00 AM – 1:00 PM	ELIZABETH BARNES
CEPN 164	F002	USING COLOUR	NOV 6 – NOV 27	SU	2:00 PM – 6:00 PM	ELIZABETH BARNES
CEPN 165	F001	THE BUILT SURFACE: PAINT + COLLAGE	NOV 8 – DEC 13	T	6:00 PM – 10:00 PM	JEANNE KRABBENDAM
CEPN 165	F002	THE BUILT SURFACE: PAINT + COLLAGE	NOV 19 – DEC 10	S	9:30 AM – 4:30 PM	JEANNE KRABBENDAM
CEPN 169	F001	MIXED MEDIA PAINTING TECHNIQUES	OCT 1 – NOV 5	S	9:00 AM – 1:00 PM	DIANA KUBICEK
CEPN 169	F002	MIXED MEDIA PAINTING TECHNIQUES	NOV 6 – DEC 11	SU	9:00 AM – 1:00 PM	DIANA KUBICEK
CEPN 178	F001	TIBETAN THANGKA PAINTING	OCT 1 – OCT 29	S	9:30 AM – 5:30 PM	KALSANG DAWA
CEPN 180	F001	EXPLORING MANDALA	NOV 5 – DEC 3	S	9:30 AM – 5:30 PM	KALSANG DAWA
CEPN 260	F001	PAINTING FUNDAMENTALS II	NOV 2 – DEC 7	W	6:00 PM – 10:00 PM	MARTIN GUDERNA
CEPN 261	F001	ACRYLIC PAINTING II	OCT 27 – NOV 17	TH	6:00 PM – 10:00 PM	LORI GOLDBERG
CEPN 262	F001	OIL PAINTING II	NOV 6 – NOV 27	SU	1:30 PM – 5:30 PM	JAMES LINDFIELD
CEPN 263	F001	WATERCOLOUR PAINTING II	NOV 7 – DEC 12	M	6:30 PM – 9:30 PM	LORI GOLDBERG
CEPN 264	F001	USING COLOUR II	SEP 24 – OCT 15	S	2:00 PM – 6:00 PM	JAMES LINDFIELD
CEPN 265	F001	EXPLORING THE BUILT SURFACE	NOV 9 – DEC 14	W	6:00 PM – 10:00 PM	JEANNE KRABBENDAM
CEPN 270	F001	FORMS + CONCEPTS IN CONTEMPORARY PAINTING	OCT 8 – NOV 12	S	1:30 PM – 5:30 PM	ELIZABETH BARNES
CEPN 271	F001	TECHNIQUE BOOT CAMP: PAINTING	SEP 25 – OCT 30	SU	1:30 PM – 5:30 PM	ELIZABETH BARNES
CEPN 278	F001	PAINTING THE PORTRAIT	SEP 27 – NOV 1	SU	6:00 PM – 10:00 PM	VJEKO SAGER
CEPN 360	F001	PAINTING OPEN STUDIO	NOV 5 – DEC 10	S	1:30 PM – 5:30 PM	JAMES LINDFIELD

PHOTOGRAPHY – page 40

CEPH 141	F001	BLACK+WHITE PHOTOGRAPHY I	OCT 8 – NOV 5	S	9:30 AM – 12:30 PM	RAND BERTHAUDIN
CEPH 141	F002	BLACK+WHITE PHOTOGRAPHY I	NOV 6 – DEC 4	SU	9:30 AM – 12:30 PM	DIANE EVANS
CEPH 230	F001	THE MAGIC OF STREET PHOTOGRAPHY	SEP 24 – NOV 12	S	2:30 PM – 5:30 PM	VENDULA RALKOVA
CEPH 235	F001	TWILIGHT TO NIGHT PHOTOGRAPHY	SEP 29 – OCT 20	TH	6:30 PM – 9:30 PM	KATHRYN MUSSALLEM
CEPH 248	F001	CREATIVE FLASH LIGHTING	OCT 23 – DEC 11	SU	9:30 AM – 12:30 PM	HANNAH GUY
CEPH 250	F001	INTRODUCTION TO DIGITAL PHOTOGRAPHY	SEP 18 – OCT 30	SU	1:30 PM – 4:30 PM	KATHRYN MUSSALLEM
CEPH 250	F002	INTRODUCTION TO DIGITAL PHOTOGRAPHY	NOV 5 – DEC 10	S	1:30 PM – 4:30 PM	MATILDA ASLIZADEH
CEPH 255	F001	DIGITAL PHOTOGRAPHY OPEN STUDIO	NOV 6 – DEC 11	SU	1:30 PM – 5:30 PM	KATHRYN MUSSALLEM
CEPH 265	F001	DIGITAL PHOTOGRAPHY APPROPRIATION	SEP 24 – OCT 29	S	1:30 PM – 5:30 PM	JOSH HITE
CEPH 290	F001	PHOTOGRAPHIC DOCUMENTATION	NOV 19 – DEC 17	S	9:30 AM – 12:30 PM	KATHRYN MUSSALLEM
CEPH 340	F001	CONTEMPORARY PORTRAITURE	OCT 16 – NOV 6	SU	1:30 PM – 4:30 PM	VENDULA RALKOVA
CEPH 352	F001	ADVANCED DIGITAL PHOTOGRAPHY	NOV 5 – DEC 10	S	9:30 AM – 12:30 PM	MATILDA ASLIZADEH

PRINTMAKING – page 43

CEPR 150	F001	PHOTO-BASED PRINTMAKING	SEP 24 – NOV 12	S	1:30 PM – 4:30 PM	CHERYL CARPENTER
CEPR 160	F001	INTRODUCTION TO RELIEF PRINTMAKING	OCT 1 – NOV 5	S	9:30 AM – 12:30 PM	LAWRENCE LOWE
CEPR 162	F001	WATER-BASED SCREENPRINTING	SEP 15 – OCT 20	TH	6:00 PM – 10:00 PM	MARIA ANNA PAROLIN
CEPR 163	F001	INTRODUCTION TO WOOD ENGRAVING	OCT 30 – NOV 13	SU	10:00 AM – 4:00 PM	SHINSUKE MINEGISHI
CEPR 164	F001	TEXTILE PRINTING I	SEP 11 – OCT 16	SU	9:30 AM – 2:00 PM	ELEANOR HANNAN
CEPR 164	F002	TEXTILE PRINTING I	NOV 12 – DEC 17	S	1:30 PM – 5:30 PM	ELEANOR HANNAN
CEPR 165	F001	PRINTMAKING TECHNIQUES	SEP 11 – SEP 25	SU	10:00 AM – 4:00 PM	SHINSUKE MINEGISHI

TIMETABLE (CONT'D)

PROFESSIONAL DEVELOPMENT – page 45

CEPD 190 F001	THE BUSINESS OF ART PRACTICE	SEP 11 – OCT 30	SU	9:30 AM – 12:30 PM	CHRIS TYRELL
CEPD 190 F002	THE BUSINESS OF ART PRACTICE	SEP 14 – NOV 2	W	6:30 PM – 9:30 PM	CHRIS TYRELL
CEPD 393 F001	MARKETING 3D DESIGN SERVICES	SEP 17 – OCT 22	S	1:30 PM – 4:30 PM	TONY O'REGAN
CEWR 175 F001	WORDPLAY: CREATIVE PROCESS FOR WRITERS	OCT 17 – DEC 5	M	6:30 PM – 9:30 PM	INGRID ROSE
CESM 101 F001	TWITTER CREATIVELY	NOV 1 + NOV 8	T	7:00 PM – 10:00 PM	CHRISTINA ADAMS
CESM 102 F001	CREATE A FACEBOOK FAN PAGE	NOV 15 + NOV 22	T	7:00 PM – 10:00 PM	CHRISTINA ADAMS
CESM 103 F001	SUCCESS ONLINE WITH GOOGLE ANALYTICS	NOV 29 + DEC 6	T	7:00 PM – 10:00 PM	CHRISTINA ADAMS
CESM 110 F001	FINDING YOUR SOCIAL MEDIUM	SEP 25 – NOV 6	SU	1:30 PM – 4:30 PM	REBECCA COLEMAN

SCULPTURE + INSTALLATION – page 47

CESC 160 F001	ENVIRONMENTAL INSTALLATION: WORKING WITH NATURE	SEP 10 – SEP 24	S	9:30 AM – 4:30 PM	NICOLE DEXTRAS
CESC 178 F001	INTRODUCTION TO MOLD DESIGN + CASTING	SEP 21 – NOV 9	W	6:30 PM – 9:30 PM	PHILIP ROBBINS
CESC 179 F001	SMALL SCALE MODELING	OCT 16 – DEC 4	SU	1:30 PM – 4:30 PM	VICKI ISRAEL
CESC 180 F001	INTRODUCTION TO METAL SCULPTURE	SEP 17 – NOV 19	S	1:30 PM – 4:30 PM	IAN RHODES
CESC 180 F002	INTRODUCTION TO METAL SCULPTURE	OCT 11 – DEC 13	T	6:30 PM – 9:30 PM	IAN RHODES

TEENS – page 48

CETP 150 F001	DESIGN + BUILD A BAG IN FELT + LEATHER	SEP 24 + OCT 1	S	10:00 AM – 5:00 PM	JEN HIEBERT
CETP 150 F002	INTRODUCTION TO ARCHITECTURE	OCT 22 + OCT 29	S	10:00 AM – 5:00 PM	LAURA KOZAK
CETP 180 F001	VISUAL ARTS WORKSHOP: DIGITAL PHOTOGRAPHY	OCT 16 + OCT 23	SU	10:00 AM – 5:00 PM	JOSH HITE
CETP 180 F002	VISUAL ARTS WORKSHOP: ILLUSTRATION	NOV 19 + NOV 26	S	10:00 AM – 5:00 PM	STAN HUNC
CETP 175 F001	PORTFOLIO WORKSHOP	NOV 5 – NOV 26	S	1:30 PM – 4:30 PM	JOSH HITE

NEW Teen Art Group

Emily Carr University of Art + Design is partnering with the Vancouver Art Gallery to offer a Teen Art Group the 2011/12 school year. This unique program brings youth aged 15 – 18 together with artists, facilitators and curators, for hands-on workshops, gallery tours, and interactive discussions that explore and illuminate the behind-the-scenes world of art production in Vancouver.

Interested in getting involved? Join us on Thursday September 22 for an art celebration and launch! Enjoy a private tour of *Surrealism* at the Vancouver Art Gallery, free food, and a chance to get involved in Vancouver's newest arts and culture group for teens!

Teen Art Group Launch

Thursday September 22 2011, 4 pm – 7 pm
at the Vancouver Art Gallery
The launch is free for youth aged 15 – 18

To RSVP, and for more information,
please email aclausen@ecuad.ca

Vancouver
Artgallery





INTERACTION DESIGN

Miles Thorogood

CEIN 150 F001

Sep 10 – Sep 24

Sat + Sun 1:30 pm – 4:30 pm

5 Sessions

15 total hrs

iPHONE APP CREATION

This course will show you how to make your own app for the iPhone, iPad and iPod Touch. Using a simple set of tools, you will learn how to design and build an app with an interactive graphical interface and sound components. Issues regarding user interaction and current design methodologies are introduced for mobiles devices. At the end of the course, you will be able to put the app on an iPhone and iPod Touch device and will be shown how to upload it to the online App Store. Students are encouraged to investigate the conceptual and aesthetic potential of mobile technologies and demonstrate design strategies for an interactive work.

\$190 / Class Limit 14 / **Prerequisite** Basic Mac skills and access to a Mac outside of class; no prior programming experience required

Miles Thorogood

CEIN 250 F001

Nov 5 – Nov 19

Sat + Sun 1:30 pm – 4:30 pm

5 Sessions

15 total hrs

ADVANCED iPHONE APP CREATION (NEW)

This intermediate course will show students how to implement many of the core IOS API's in the creation of an original app for the iPhone, iPad or iPod Touch. You will learn basic principles of programming for the IOS platform with Cocoa. Topics of user interaction, program design and safe programming practices are discussed. At the end of the course, students will be able to put their app on an iPhone device and will be shown how to upload it to the online App Store. Students will investigate the material and aesthetic potential of programming practice, and are encouraged to experiment with design strategies for mobile devices.

\$190 / Class Limit 14 / **Prerequisite** Students must have programming experience in HTML, CSS or javascript, and access to a Mac outside of class

MATERIAL PRACTICE

Frances Grafton
CEFA 160 F001
Sep 24 – Oct 29
Sat 1:30 pm – 5:30 pm
6 Sessions
24 total hrs

Frances Grafton
CEFA 160 F002
Oct 23 – Nov 27
Sun 1:30 pm – 5:30 pm
6 Sessions
24 total hrs

Keith Langergraber
CEFA 160 F003
Oct 26 – Dec 14
Wed 6:30 pm – 9:30 pm
8 Sessions
24 total hrs

BASICS OF COMPOSITION AND FORM

This course introduces you to ideas in art making while examining the relationship of concept and composition in two-dimensional art practices. You develop skills in composition by investigating how line, shape, colour, texture, and surface treatment enhance and influence form. Exercises and experimentation with a variety of media allow you to explore aesthetics and meaning by applying the elements and principles of composition. Through illustrated lectures, demonstrations, discussions, observations, and critiques you learn to reference historical and contemporary theories and image sources as inspirations for art making.

\$335 / Class Limit 16 / **Prerequisite** None

MATERIALS AND MEDIA IN FINE ART PRACTICE

This course introduces you to the diversity of materials and media used in the contemporary visual arts to create three-dimensional objects and communicate ideas. Traditional and unconventional materials and processes are employed in exercises and projects as you gain an understanding of basic three-dimensional elements such as space, mass, volume, plane, and texture. How these elements are affected and can be manipulated through choice of materials is explored and discussed as you advance your understanding of relationships between ideas, materials, media, and context.

\$235 / Class Limit 16 / **Prerequisite** None

BASKET WEAVING (NEW)

This course will begin with a discussion about the gathering and preparation of natural materials found in the Pacific Northwest. Materials such as red and yellow cedar bark, willow bark, wild cherry bark, west coast sweetgrass and beargrass will be on hand and discussed. A wide variety of weaving techniques and patterns, including plaiting, variations of twining and twill weaves, will be presented. Sample baskets will be available for ideas but participants will be encouraged to create their own basket design.

\$155 / Class Limit 16 / **Prerequisite** None



Joan Carrigan
CEFA 172 F001
Sep 24 + Sep 25
Sat + Sun 9:00 am – 5:00 pm
2 Sessions
14 total hrs

MATERIAL PRACTICE (CONT'D)

Suzi Webster

CEFA 220 F001

Sep 24

Sat 9:00 am – 5:00 pm

1 Session

7 total hrs

WILD TECHNOLOGIES (NEW)

Wilderness and technology seem to be in opposition, however, the current state of ecological and technological change reveals a growing cultural unease around these boundaries. Wild Technologies explores how we orient ourselves to creatively envision meaningful change. How can we weave connections between disparate elements while questioning the very categories of nature and technology? Wild Technologies will be comprised of a free, public lecture on September 14 that explores some of the complexities between wilderness, technologies and 'second nature' within a context of contemporary art and design practice (see page 52). The lecture is followed a week later by a unique, collaborative, one-day intensive. This experience offers the opportunity to explore your own fear and fascination around the union of wilderness technologies through speculative thinking and the creation of visual projections for the future.

\$95 / Class Limit 20 / **Prerequisite** None

SMALL AGRICULTURE DESIGN-BUILD LAB (NEW)

Jonas Dodd + Magali Bailey

CEFA 230 F001

Sep 17 + Sep 18

Sat + Sun 9:00 am – 5:00 pm

2 Sessions

14 total hrs

Using found, recycled and new building materials, examine the topic of small-scale food growing opportunities in the city. An introductory lecture on the history and theory of contemporary gardening culture will be followed by a group discussion of small-scale agricultural design strategies and materials. Students will identify gardening locations in and around the Emily Carr campus and use the school's workshop to build a site-specific planting. Materials will be provided, but participants are also invited to bring their own. Participants must wear proper workshop attire (long sleeves and pants, no loose clothing, long hair tied back).

\$240 / Class Limit 14 / **Prerequisite** Some prior experience with power tools

DEVELOPING YOUR VISUAL STYLE

Vjeko Sager

CEFA 260 F001

Nov 14 – Dec 19

Mon 6:30 pm – 9:30 pm

6 Sessions

18 total hrs

This course provides an opportunity to work on and develop your own artistic style. You will be introduced to examples, principles, and methods of major historic styles including classical and modern. This course is designed to merge hands-on practice with your creative ideas by experimenting with numerous materials and techniques. Throughout the course you will analyze your creative process and refine your aesthetic abilities.

\$235 / Class Limit 16 / **Prerequisite** Some drawing or painting experience





PAINTING

Martin Guderna
 CEPN 160 F001
 Sep 21 – Oct 26
 Wed 6:00 pm – 10:00 pm
 6 Sessions
 24 total hrs

Elizabeth Barnes
 CEPN 160 F002
 Sep 29 – Nov 3
 Thu 6:00 pm – 10:00 pm
 6 Sessions
 24 total hrs

PAINTING FUNDAMENTALS I: COMPOSITION / PROCESS

This course is an introduction to painting and two-dimensional design. Various painting techniques are introduced while you explore basic composition, colour, and use of tools and materials. Through hands-on experience, you take an investigative approach to the techniques and methods artists have used through the ages. Linear structure, mass, and spatial properties are explored as you experiment with a variety of techniques including impasto, transparencies, and decalcomania.

\$345 / Class Limit 16 / **Prerequisite** None

FUNDAMENTALS OF ACRYLIC PAINTING

This course is an introduction to painting and two-dimensional design. Various painting techniques are introduced while you explore basic composition, colour, and use of tools and materials. Through hands-on experience, you take an investigative approach to the techniques and methods artists have used through the ages. Linear structure, mass, and spatial properties are explored as you experiment with a variety of techniques including impasto, transparencies, and decalcomania.

\$295 / Class Limit 16 / **Prerequisite** None

NEW

**Advanced Study
 Certificate in
 PAINTING**

p. 50

Lori Goldberg
 CEPN 161 F001
 Sep 12 – Oct 24
 Mon 6:00 pm – 10:00 pm
 6 Sessions
 24 total hrs

PAINTING (CONT'D)

James Lindfield
CEPN 162 F001
Sep 17 – Nov 5
Sat 9:30 am – 12:30 pm
8 Sessions
24 total hrs

James Picard
CEPN 163 F001
Sep 27 – Nov 1
Tue 6:00 pm – 10:00 pm
6 Sessions
24 total hrs

Elizabeth Barnes
CEPN 164 F001
Oct 2 – Oct 23
Sun 9:00 am – 1:00 pm
4 Sessions
16 total hrs

Elizabeth Barnes
CEPN 164 F002
Nov 6 – Nov 27
Sun 2:00 pm – 6:00 pm
4 Sessions
16 total hrs

Jeanne Krabbendam
CEPN 165 F001
Nov 8 – Dec 13
Tue 6:00 pm – 10:00 pm
6 Sessions
24 total hrs

Jeanne Krabbendam
CEPN 165 F002
Nov 19 – Dec 10
Sat 9:30 am – 4:30 pm
4 Sessions
24 total hrs

Diana Kubicek
CEPN 169 F001
Oct 1 – Nov 5
Sat 9:00 am – 1:00 pm
6 Sessions
24 total hrs

Diana Kubicek
CEPN 169 F002
Nov 6 – Dec 11
Sun 9:00 am – 1:00 pm
6 Sessions
24 total hrs

FUNDAMENTALS OF OIL PAINTING

Experience the beauty and texture of oil painting. Explore the tools, skills, terminology, and imagery through projects and experimentation. Use and preparation of various surface materials, colour mixing, composition, and texture are examined. Lectures, demonstrations, discussions, and critiques are included.

\$295 / Class Limit 16 / **Prerequisite** None

FUNDAMENTALS OF WATERCOLOUR

This course introduces the basic, essential techniques of painting with watercolour. Through projects you gain familiarity with the properties of watercolour as you explore various approaches to traditional and contemporary concepts. Graded wash, building light and dark values, building perspective, and understanding the relation of values to colour are introduced.

\$295 / Class Limit 16 / **Prerequisite** None

USING COLOUR

This introductory studio course provides an opportunity to investigate the creative use of colour in a variety of mediums. You explore the use of colour to develop observational and painting skills, create compositional structure, and develop individual imagery. Through a range of projects designed to extend creative and imaginative explorations, you explore expressive and conceptual possibilities primarily through colour projects. Colour theory and contemporary and historical applications with special reference to painting are discussed.

\$265 / Class Limit 16 / **Prerequisite** None

THE BUILT SURFACE: PAINT AND COLLAGE

Explore non-traditional art materials and ways of working in this introductory course on collage and the built surface. Projects introduce you to image-transfer techniques, collage, spackle, and mixed composites. You will experiment with various painting techniques such as frottage, grattage, staining, and separation effects. Themes, symbols, and concepts related to the object or the place it was found will be developed through discussion and critiques.

\$315 / Class Limit 16 / **Prerequisite** None

MIXED MEDIA PAINTING TECHNIQUES

For both beginner and experienced painters, this course introduces the process of image-making on built surfaces. Working with a range of materials such as gesso, plaster, paint, ink, charcoal, and various papers you explore expression and emotion through layering, drawing, and brushwork.

\$275 / Class Limit 14 / **Prerequisite** None



TIBETAN THANGKA PAINTING

Kalsang Dawa

CEPN 178 F001

Oct 1 – Oct 29

Sat 9:30 am – 5:30 pm

5 Sessions

32 total hrs

last class 9:30 am – 1:30 pm **\$400** / Class Limit 10 / **Prerequisite** None

Explore your individual creative process as you are introduced to the art of traditional Tibetan Thangka painting. You will learn about the history, symbolism, and rituals of Tibetan art as you learn to prepare your canvas and to prepare pigments using traditional techniques including how to grind semi-precious stones into paint. Using the traditional technique of basic proportions you will learn to draw a Buddha. You will then create and paint your own thangka.

EXPLORING MANDALA

Kalsang Dawa

CEPN 180 F001

Nov 5 – Dec 3

Sat 9:30 am – 5:30 pm

5 Sessions

32 total hrs

last class 9:30 am – 1:30 pm

Learn about the cross-cultural art of Mandalas, including the sacred geometry and symbolism of Tibetan Buddhist and Hindu Mandalas. Students will learn how to prepare and paint on a wood surface using a unique set of mixed media, including: semi-precious minerals, gold leaf, herbs and spices, sand and sea shells.

\$400 / Class Limit 10 / **Prerequisite** None

PAINTING FUNDAMENTALS II

Martin Guderna

CEPN 260 F001

Nov 2 – Dec 7

Wed 6:00 pm – 10:00 pm

6 Sessions

24 total hrs

Building on the knowledge and experience gained in CEPN 160 *Painting Fundamentals I*, you continue to explore painting techniques, tools, and materials, and their applications through which you convey messages, ideas, emotions, and issues. Traditional techniques and systems are explored, however the emphasis is on contemporary painting.

\$295 / Class Limit 16 / **Prerequisite** CEPN 160 *Painting Fundamentals I* or CEPN 161 *Fundamentals of Acrylic Painting* or CEPN 164 *Using Colour* or equivalent

ACRYLIC PAINTING II

Lori Goldberg

CEPN 261 F001

Oct 27 – Nov 17

Thu 6:00 pm – 10:00 pm

4 Sessions

16 total hrs

This course is designed to further the development of students who are ready to move beyond the skills gained in CEPN 161 *Fundamentals of Acrylic Painting*. You will explore and experiment with materials and a variety of conceptual and technical approaches to painting with acrylics. Emphasis will be on each student's individual development, and on enhancing his or her technical skills and personal expression. The course will move fluidly between traditional applications, and the abstract and expressive.

\$235 / Class Limit 16 / **Prerequisite** CEPN 161 *Fundamentals of Acrylic Painting* or equivalent

PAINTING (CONT'D)

James Lindfield
CEPN 262 F001
Nov 6 – Nov 27
Sun 1:30 pm – 5:30 pm
4 Sessions
16 total hrs

OIL PAINTING II

This course is a continuation of CEPN 162 *Fundamentals of Oil Painting*. Focus on your development, exploration and analysis of colour, composition, use of scale, subject matter, and technical processes. Throughout the course we consider examples from contemporary and historical painting as an integral part in the discussions, critiques, and lectures.

\$245 / Class Limit 16 / **Prerequisite**
CEPN 162 *Fundamentals of Oil Painting*
or equivalent

Lori Goldberg
CEPN 263 F001
Nov 7 – Dec 12
Mon 6:30 pm – 9:30 pm
6 Sessions
18 total hrs

WATERCOLOUR PAINTING II

This advanced course builds upon skills learned in CEPN 163 *Fundamentals of Watercolour*. Students will continue to explore traditional, alternative, and experimental approaches to creating imagery that is lively, vibrant, and authentic. Experimentation and improvisation will help you open up the more expressive and communicative qualities of this fluid and flexible medium. Inspiration will come from still life, the human figure, and the artists' imaginations.

\$245 / Class Limit 16 / **Prerequisite**
CEPN 163 *Fundamentals of Watercolour*
or equivalent

James Lindfield
CEPN 264 F001
Sep 24 – Oct 15
Sat 2:00 pm – 6:00 pm
4 Sessions
16 total hrs

USING COLOUR II

Building on previous course work in colour, you develop the creative use of compositional colour structures in painting. Intense and diminished colour, discords and spatial effects are explored through analysis and practise. Emphasis is on developing both practical skill and imaginative approaches to colour in your personal work.

\$245 / Class Limit 16 / **Prerequisite**
CEPN 164 *Using Colour* or equivalent

Jeanne Krabbendam
CEPN 265 F001
Nov 9 – Dec 14
Wed 6:00 pm – 10:00 pm
6 Sessions
24 total hrs

EXPLORING THE BUILT SURFACE

This course expands on the techniques introduced in CEPN 165 *The Built Surface: Paint and Collage*. More challenging projects will include experimenting with the juxtaposition of objects and materials for meaningful configurations. Further development of painting techniques, image alteration, and the use of wax and pigments will encourage risk-taking as you move beyond your traditional practice. Personal imagery, themes and symbols will continue to be developed through discussion and critiques, with an emphasis on design and personal style.

\$325 / Class Limit 12 / **Prerequisite**
CEPN 165 *The Built Surface: Paint and Collage*



Elizabeth Barnes
CEPN 270 F001
Oct 8 – Nov 12
Sat 1:30 pm – 5:30 pm
6 Sessions
24 total hrs

FORMS AND CONCEPTS IN CONTEMPORARY PAINTING

This exciting course combines studio work and contemporary art history with a focus on the practice of painting. What role does painting play in contemporary art today? What are the histories and concepts attached to the medium? More importantly, what does painting look like today? Over the last few decades, the field of painting has expanded to include forms and concept that would not have been traditionally associated with the medium. Today, it is not as important to keep to the boundaries of “what is painting” and “what is not”. Instead, it is important to be equipped with the range of relevant terminologies and methodologies that are associated with the medium — from “conceptual abstraction” and “materiality”, to the “aesthetics of excess” and “post-modern allegory”. This course is ideal for students who are interested in locating their own practice within the contemporary art market and gallery system. Students will be equipped with, and encouraged to locate their own practice within broader themes and trends. Through field trips, critiques and presentations students will further their studio work while being encouraged to develop ways of talking about their painting practice in new and contemporary ways.

\$265 / Class Limit 16 / **Prerequisite** Students should have a current painting practice

Elizabeth Barnes
CEPN 271 F001
Sep 25 – Oct 30
Sun 1:30 pm – 5:30 pm
6 Sessions
24 total hrs

TECHNIQUE BOOT CAMP: PAINTING

Move beyond technical deficiencies keeping you from reaching your full painting potential as you work through this intensive circuit of exercises designed to explore the full muscle power of your brush and palette. Great for the beginner just starting out, as well as for advanced artists wanting to refine skills and gain greater confidence in paint application.

\$325 / Class Limit 16 / **Prerequisite** Some painting experience

Vjeko Sager
CEPN 278 F001
Sep 27 – Nov 1
Tue 6:00 pm – 10:00 pm
6 Sessions
24 total hrs

PAINTING THE PORTRAIT

Explore portraiture through “pushing paint”. Each class will include a brief presentation on techniques of glazing, underpainting, building textures, etc., as well as underlying anatomy, followed by painting from the live model. You will focus on developing your own individual approach, whether realistic, expressive or abstract, as you work on self-directed projects in portraiture. Classes will be supplemented with individual and group critiques, brief demonstrations, and slide presentations.

\$285 / Class Limit 14 / **Prerequisite** Any 100-level painting course. Some prior experience in drawing or painting the face is recommended, but not mandatory

James Lindfield
CEPN 360 F001
Nov 5 – Dec 10
Sat 1:30 pm – 5:30 pm
6 Sessions
24 total hrs

PAINTING OPEN STUDIO

Painting Open Studio is a self-directed course which is intended to provide support for work on independent projects. You will have individual guidance from the instructor and will benefit from group discussions and critiques. In addition to addressing technical issues, you will have the opportunity to further develop your ideas and personal approach to painting.

\$280 / Class Limit 14 / **Prerequisite** Any 100-level painting course or equivalent is required; 200-level painting experience is strongly recommended



PHOTOGRAPHY

Rand Berthaudin
CEPH 141 F001
Oct 8 – Nov 5
Sat 9:30 am – 12:30 pm
5 Sessions
15 total hrs

Diane Evans
CEPH 141 F002
Nov 6 – Dec 4
Sun 9:30 am – 12:30 pm
5 Sessions
15 total hrs

Vendula Ralkova
CEPH 230 F001
Sep 24 – Nov 12
Sat 2:30 pm – 5:30 pm
8 Sessions
24 total hrs

Kathryn Mussallem
CEPH 235 F001
Sep 29 – Oct 20
Thu 6:30 pm – 9:30 pm
4 Sessions
12 total hrs

BLACK-AND-WHITE PHOTOGRAPHY I

This is the ideal course for students seeking an introduction to the manual operation of a 35mm camera and basic black-and-white darkroom techniques. The course includes principles of exposure, use of natural light in photographic imagery, film processing, enlargement techniques, and the machine processing of prints. Through lecture, discussion, demonstration, and stimulating projects you are encouraged to expand your understanding of the technical and aesthetic possibilities of photography while developing an awareness of your own approach and interests.

Note: Maximum weekly darkroom access: 6 hours (between second and final class)

\$265 / Class Limit 14 / **Prerequisite** None; students are required to bring their own 35mm camera (manual operation)

THE MAGIC OF STREET PHOTOGRAPHY

The street as a subject of the photograph has been a part of the medium since its inception in the 1800s. Street photography is the never-ending dialog between the observer/photographer and the life around him. The streets are the stage where everything is possible – just pick up your camera! Participants will learn not only the history and the contemporary tendencies of the genre but will regularly actively photograph during the field trips on the streets. Lectures with enticing images, discussions, critiques and hands-on practical assignments will ensure the well-rounded foundation for any amateur or professional.

\$285 / Class Limit 14 / **Prerequisite** Foundation in photographic principles and practical knowledge of your own camera

TWILIGHT TO NIGHT PHOTOGRAPHY

As twilight approaches, the changing conditions of light and weather become exciting opportunities to play with the possibilities of photography. In this course students will explore this transitional moment of the day where dramatic narrative, colour saturation and mystery seem heightened. Field trips will take you out of the classroom to explore the city shrouded in the light of the magic hour moving into the theatre of the night. Students must supply their own digital or SLR camera but should note that this course does not involve printing.

\$265 / Class Limit 14 / **Prerequisite** CEPH 141 Black-and-White Photography I, CEPH 250 Introduction to Digital Photography, or equivalent

Hannah Guy
CEPH 248 F001
Oct 23 – Dec 11
Sun 9:30 am – 12:30 pm
8 Sessions
24 total hrs

CREATIVE FLASH LIGHTING

This course is designed for anyone interested in exploring the aesthetic, narrative and creative possibilities of lighting. Students will be encouraged to expand the conceptual boundaries of their work through experimenting with the flash. A variety of techniques and exercises will include studio workshops, independent projects and field trips alongside lectures and discussions. Students will be exposed to contemporary and historical practices that experiment with lighting in photography. This course will provide students a sound underpinning in technical skills while also encouraging the freedom to explore the aesthetics and creative possibilities of advanced photographic lighting.

\$265 / Class Limit 14 / **Prerequisite**
CEPH 250 *Introduction to Digital Photography*
or equivalent

INTRODUCTION TO DIGITAL PHOTOGRAPHY

This course is designed for those beginning to explore photography with digital cameras, as well as for those adding digital techniques to their current photographic practice. You will learn the basics of digital photography, image editing, and printing. Issues relating to camera settings and image quality will be discussed in the context of the digital revolution. The course will be organized around a series of projects and will offer the opportunity for independent work.

Note: *This is not a course in Photoshop (for Photoshop, see page 9).*

\$275 / Class Limit 15 / **Prerequisite** Proficient Macintosh skills or equivalent; students are required to bring their own digital camera with USB connectivity

Kathryn Mussallem
CEPH 250 F001
Sep 18 – Oct 30
Sun 1:30 pm – 4:30 pm
6 Sessions
18 total hrs

Matilda Aslizadeh
CEPH 250 F002
Nov 5 – Dec 10
Sat 1:30 pm – 4:30 pm
6 Sessions
18 total hrs

Kathryn Mussallem
CEPH 255 F001
Nov 6 – Dec 11
Sun 1:30 pm – 5:30 pm
6 Sessions
24 total hrs

DIGITAL PHOTOGRAPHY OPEN STUDIO

This Open Studio course is an opportunity to compose, shoot, edit and print digital photos in a dynamic and independent environment. This course is designed to encourage exploration and stimulate an exchange of ideas among participating students within a creative communal atmosphere. With the support of an instructor, participants will work independently on self-directed projects utilizing digital photography and Photoshop. Instruction will include slide lectures and discussion of contemporary and past artists and photographers, project guidance, technical assistance and individual and group critiques.

\$325 / Class Limit 14 / **Prerequisite**
Proficient Macintosh skills and CECS 131 *Photoshop: The Basics* or equivalent; students are required to bring their own digital camera with USB connectivity

DIGITAL PHOTOGRAPHY APPROPRIATION

How do we engage with the millions of images we see around us? What types of work can be made using strategies of borrowing and recontextualising? This course will explore the possibilities of creating appropriation-based photo works. We will look at the practices of contemporary appropriation-based photo artists and will use Photoshop, Final Cut Pro, and open source software to create new works remixing content from the web, with a focus on Web 2.0 sites.

\$285 / Class Limit 14 / **Prerequisite**
CEPH 250 *Introduction to Digital Photography* or equivalent

Pregnant or breast-feeding women are prohibited from taking photography courses with darkroom access. Darkroom chemicals are harmful to the unborn child and can be absorbed through a woman's breast milk.

PHOTOGRAPHY (CONT'D)

Kathryn Mussallem
CEPH 290 F001
Nov 19 – Dec 17
Sat 9:30 am – 12:30 pm
5 Sessions
15 total hrs

PHOTOGRAPHIC DOCUMENTATION

This hands-on course introduces you to methods of digital photo-documentation of two-dimensional, three-dimensional, and installation artwork in various settings and lighting conditions. Examples, demonstrations, instruction, and practice will enable you to document your artwork in a professional manner. Bring your digital SLR camera.

\$265 / Class Limit 14 / **Prerequisite**
CEPH 141 *Black-and-White Photography I*
or equivalent

Vendula Ralkova
CEPH 340 F001
Oct 16 – Nov 6
Sun 1:30 pm – 4:30 pm
4 Sessions
12 total hrs

CONTEMPORARY PORTRAITURE

This practical and theoretical introduction to the photographic portraiture is an opportunity for anyone trying to find or expand their photographic portrait style while using natural/available light. During the in-depth lectures students will learn about the history and development of photographic portraiture as well as practical techniques used for a contemporary portrait indoors and outdoors. Sessions will contain a practical hands-on photograph portion and the last session will concentrate on the feedback on results produced during this workshop. This workshop is for both analog and digital photographers.

Note: *This class does not include darkroom access*

\$165 / Class Limit 14 / **Prerequisite**
Foundation in photographic principles and practical knowledge of your own camera

Matilda Aslizadeh
CEPH 352 F001
Nov 5 – Dec 10
Sat 9:30 am – 12:30 pm
6 Sessions
18 total hrs

ADVANCED DIGITAL PHOTOGRAPHY

This course is for those interested in pursuing a more advanced study of digital photography. Through a series of projects and critiques, you will expand your technical abilities and explore your personal aesthetic. Content, form, aesthetics, technical issues around processing, file formats, controlling exposure, and special effects techniques will be covered. Digital SLR cameras are recommended.

Note: *This class does not include darkroom access*

\$265 / Class Limit 14 / **Prerequisite** Class is for photographers experienced in both digital photography and processing (i.e. uploading images, understanding image size and resolution, cropping, adjusting levels, and saving files)



PRINTMAKING



Cheryl Carpenter
CEPR 150 F001
Sep 24 – Nov 12
Sat 1:30 pm – 4:30 pm
8 Sessions
24 total hrs

PHOTO-BASED PRINTMAKING

Explore a variety of exciting photo-based printmaking techniques in this intensive, introductory course. Through demonstrations, directed projects, and hands-on work you will learn the basic principles of photo-based printmaking through methods in intaglio, relief, and lithography. All stages of the techniques will be discussed and demonstrated, including: product qualities, image preparation, exposing, developing, and printing. You will have the opportunity to create works using each process and techniques may be combined to create a “multimedia” print.

\$305 / Class Limit 12 / **Prerequisite** None

Lawrence Lowe
CEPR 160 F001
Oct 1 – Nov 5
Sat 9:30 am – 12:30 pm
6 Sessions
18 total hrs

INTRODUCTION TO RELIEF PRINTMAKING

Create your own cards, invitations, or art works. In this course you are introduced to relief and woodblock printmaking using linoleum, wood, and collograph techniques. You explore printing by hand and press with one to three colours, and create your own linoleum and wood blocks to continue printing at home. Slide presentations, demonstrations, and studio work will guide you as you develop your understanding of printing and of your own strengths and interests.

\$235 / Class Limit 16 / **Prerequisite** None

PRINTMAKING (CONT'D)



Maria Anna Parolin
CEPR 162 F001
Sep 15 – Oct 20
Thu 6:00 pm – 10:00 pm
6 Sessions
24 total hrs

Shinsuke Minegishi
CEPR 163 F001
Oct 30 – Nov 13
Sun 10:00 am – 4:00 pm
3 Sessions
18 total hrs

Eleanor Hannan
CEPR 164 F001
Sep 11 – Oct 16
Sun 9:30 am – 2:00 pm
6 Sessions
24 total hrs

Eleanor Hannan
CEPR 164 F002
Nov 12 – Dec 17
Sat 1:30 pm – 5:30 pm
6 Sessions
24 total hrs

Shinsuke Minegishi
CEPR 165 F001
Sep 11 – Sep 25
Sun 10:00 am – 4:00 pm
3 Sessions
18 total hrs

WATER-BASED SCREENPRINTING

For many years screen printing techniques have provided painters and photographers with a simple method of applying their images and ideas to a great variety of materials and surfaces. If the special luminosity and transparency of water-based colour fascinates you, this course is for you! Expand your image-making options by learning the basics of water-based screen printing including hand-drawn and photographic stencil production. Lessons in concept development, screen and surface preparation, registration, and preservation culminate in learning how to establish a home or studio facility for continued explorations. Course fee includes all supplies and materials.

\$250 / Class Limit 14 / **Prerequisite** None

INTRODUCTION TO WOOD ENGRAVING

In the 19th century, until the introduction of photoengraving, wood engraving was the prime method of illustrating books, magazines, and newspapers. Traditionally, the beautiful black-and-white wood engraved images are achieved by carving end-grain boxwood blocks with engravers. In this class, you will explore the use of a synthetic called RESINGRAVE as well as boxwood blocks. At the end of the course, you will have a complete set of prints and the knowledge of how to continue printing by hand at home.

\$235 / Class Limit 12 / **Prerequisite** None

TEXTILE PRINTING I

Textile printing is the local application, to textile fabrics, of any colour or colours in definite patterns or designs. You will practice a number of methods for printing on fabrics, including block printing and screen printing. Lessons in concepts and creative approaches, as well as technical practices such as basic dyeing and fabric painting, will lead towards establishing a home practice set-up for fabric printing. You will learn about various types of dyes and fabric pigments. Paint techniques and cloth types appropriate to each method used will be demonstrated. Sources for all materials will be discussed and an extensive list provided.

\$420 / Class Limit 14 / **Prerequisite** None

PRINTMAKING TECHNIQUES

This course introduces you to the basics of printmaking through three different techniques: intaglio, lithography, and Japanese woodblock. You start with intaglio as you learn to work with drypoint on plexiglass. In the lithography section you will draw on polymer sheets, then print using a litho press. You will complete your introduction with Japanese style woodblock using hand rubbing as you explore relief printing. Discussion and historical review will supplement hands-on work. On completion, you will have a broad knowledge of printmaking and three sets of prints.

\$245 / Class Limit 12 / **Prerequisite** None

PROFESSIONAL DEVELOPMENT



Chris Tyrell
CEPD 190 F001
Sep 11 – Oct 30
Sun 9:30 am – 12:30 pm
8 Sessions
24 total hrs

Chris Tyrell
CEPD 190 F002
Sep 14 – Nov 2
Wed 6:30 pm – 9:30 pm
8 Sessions
24 total hrs

Tony O'Regan
CEPD 393 F001
Sep 17 – Oct 22
Sat 1:30 pm – 4:30 pm
6 Sessions
18 total hrs

THE BUSINESS OF ART PRACTICE

This practical course introduces participants to the skills and professional documents needed for the pursuit of a career in the visual arts. For those beginning their own professional art practice and/or those studying visual arts, this course is focused on the business of art practice: record keeping; seeking representation and exhibition; pricing; marketing; publicity; legal issues. Participants will consider professional materials, including a basic business plan, as well as core portfolio materials and will learn the basics of sourcing financial, space, equipment and other professional resources.

\$225 / Class Limit 20 / **Prerequisite**

For practicing artists and designers, and those just starting out

MARKETING 3D DESIGN SERVICES

Artists and designers who understand the basics of sales and marketing will improve their own business and add value to their clients' marketing efforts. Marketing an art or design service is different in many important ways from marketing a mass-produced product. Through discussions, exercises, and case studies you will develop and improve your abilities to prepare a marketing plan for your art/design practice, write effective proposals, cover letters and CVs, and create or refine your portfolio. This course will help you gain visibility in the marketplace and prospect for clients, plan and deliver effective personal presentations, and understand client motivations, decision making, and the 'art of persuasion'.

\$225 / Class Limit 20 / **Prerequisite**

For practicing product + industrial designers, sculptors, architects, installation artists, urban and interior designers and those just starting out

WORDPLAY: CREATIVE PROCESS FOR WRITERS

This course introduces you to a wide range of writing techniques designed to open up the possibilities of language and the playful, intuitive side of the creative process. Through diverse writing forms and techniques you will be encouraged to experience and explore language as an artistic medium equivalent to paint or charcoal. You will create works in a variety of forms including cut-ups, sound poetry, lyric prose and manifesto as you learn to stretch your creative boundaries, play with language in your work and investigate your own creative practice. Writing exercises, readings, journal keeping, discussions and making your own chapbook, will allow you to investigate the aesthetic considerations of language as it emerges through personal and cultural symbols, dreams, memories, fears and desires.

\$250 / Class Limit 14 / **Prerequisite** None

Did you know
that Continuing Studies
also offers Custom Training,
and Personal Consultation
and Critique services?

consult@ecuad.ca

PROFESSIONAL DEVELOPMENT

SOCIAL MEDIA

Christina Adams
CESM 101 F001
Nov 1 + Nov 8
Tue 7:00 pm – 10:00 pm
2 Sessions
6 total hrs

TWITTER CREATIVELY

Interested in growing a wider audience for your creative work? With 140 characters you can become strategically connected to influential artists and creators; you can build relationships with your audience; and listen to or participate in millions of conversations that inspire you. This workshop-style course will help you understand what Tweets, hashtags, trending topics, micro-blogging, fail whales and followers are, all while helping you be creative and attract new eyes to your work.

\$95 / Class Limit 16 / **Prerequisite** None

Christina Adams
CESM 102 F001
Nov 15 + Nov 22
Tue 7:00 pm – 10:00 pm
2 Sessions
6 total hrs

CREATE A FACEBOOK FAN PAGE

A Facebook Fan page helps you grow your audience, send updates to everyone who expressed interest in your page, and keep the focus on the artist or organization without necessarily revealing the administrator. This workshop style course will help you set and achieve goals using Facebook Fan pages while encouraging creative expression and “fan” interaction.

\$95 / Class Limit 16 / **Prerequisite** None

Christina Adams
CESM 103 F001
Nov 29 + Dec 6
Tue 7:00 pm – 10:00 pm
2 Sessions
6 total hrs

SUCCESS ONLINE WITH GOOGLE ANALYTICS

In our ever changing world it is important to be flexible and adaptable with your online presence in order to keep your audience interested and engaged in your work. Google Analytics is a tool to help you see who is viewing which content on your website, blogs and youtube channel. By knowing what people are interested in, you can adapt your content or promotional strategies to attract more views. In this workshop-style course you will set goals and learn how to measure them using basic Google Analytics.

\$95 / Class Limit 16 / **Prerequisite** None

Rebecca Coleman
CESM 110 F001
Sep 25 – Nov 6
Sun 1:30 pm – 4:30 pm
7 Sessions
21 total hrs

FINDING YOUR SOCIAL MEDIUM

Facebook. Twitter. Blogs. YouTube. Flickr. Everyone is buzzing about how these free social networking sites can be powerful marketing tools for your artwork. But where do you start? What's the right approach? At the conclusion of this course, you will have created and begun to implement a social media marketing program. We will cover the philosophy behind social media, the technology, interface and etiquette. Each week, we will delve into one of the major social media platforms (Facebook, Twitter, Blogs, Photosharing, YouTube), and students will use a hands-on approach to creating and developing their online presence.

\$350 / Class Limit 16 / **Prerequisite** None

SCULPTURE + INSTALLATION

ENVIRONMENTAL INSTALLATION: WORKING WITH NATURE

Nicole Dextras
CESC 160 F001
Sep 10 – Sep 24
Sat 9:30 am – 4:30 pm
3 Sessions
18 total hrs

Working with natural materials, found objects and local environments can be a great source of inspiration. In this course students will learn to manipulate natural materials such as leaves, stones, and twigs to create ephemeral outdoor installations. Attention will be given to ecological techniques for assembling and fastening materials. Students will work on solo projects, and in teams. Students should dress appropriately for the weather, and must provide their own digital camera.

\$235 / Class Limit 12 / **Prerequisite** None

INTRODUCTION TO METAL SCULPTURE

Ian Rhodes
CESC 180 F001
Sep 17 – Nov 19
Sat 1:30 pm – 4:30 pm
10 Sessions
30 total hrs

This hands-on introductory course explores the fundamental concepts, materials, processes, and techniques of contemporary metal sculpture. Students will examine a broad spectrum of metal fabrication techniques and technology, and through creative interpretation be encouraged to combine, refine and evaluate these materials, processes, and techniques, using them effectively in the creation of a modestly sized metal sculpture. The course will begin with an introduction to a variety of techniques for material cutting, shaping, and joining, in addition to general shop and equipment safety, work flow and planning, and material characteristics. Hand tools, stationary equipment, and MIG/oxy-acetylene welding will also be examined.

Note: All consumables (gasses, welding/brazing rod, and fabrication materials) will be supplied for in-class assignments. Most materials for personal projects will be purchased by students. All projects must be vetted and approved by the instructor with all materials, including consumables, being discussed at the first class.

\$405 / Class Limit 11 / **Prerequisite**
Prior art-making experience is required, experience in three-dimensional art is recommended

Vicki Israel
CESC 179 F001
Oct 16 – Dec 4
Sun 1:30 pm – 4:30 pm
8 Sessions
24 total hrs

SMALL SCALE MODELING

Explore the fundamental sculptural techniques of modeling in this hands-on studio course. Using plastalina and clay you are introduced to the additive process of modeling; the basic shape is blocked out and the surface form is built up gradually over the entire sculpture. Through demonstrations, exercises, and projects you will learn how to create small-scale sculpture and relief sculpture using the basic sculptural elements of mass, space, plane, line, scale, movement, and texture. Techniques and skills learned may be applied to a wide range of creative projects and will appeal to animators, sculptors, potters, and product designers.

\$250 / Class Limit 12 / **Prerequisite** None

INTRODUCTION TO MOLD DESIGN AND CASTING

Philip Robbins
CESC 178 F001
Sep 21 – Nov 9
Wed 6:30 pm – 9:30 pm
8 Sessions
24 total hrs

This intensive, hands-on introductory course explores the essential processes of plasterwork, mold making and casting with an emphasis on the subtleties of mold design, and material tips and tricks. Molds, and the production of multiples, are a fundamental component of many sculptural processes and require a specific sequence of steps and attention to particular details for the creation of professional final results. Through a variety of linked assignments, you will develop an in-depth knowledge of plaster and related materials, their working characteristics and their appropriateness for casting particular types of shapes in various types of material (synthetic, ceramic, organic).

\$240 / Class Limit 14 / **Prerequisite** None

TEENS

For youth aged 15 to 18

NEW
TEEN ART
GROUP
p. 31

Design / Build Workshops:

Jen Hiebert
CETP 150 F001
Sep 24 + Oct 1
Sat 10:00 am – 5:00 pm
2 Sessions
12 total hrs

DESIGN AND BUILD A BAG IN FELT AND LEATHER

Working in the Emily Carr Soft Shop, students will be introduced to basic pattern making and sewing techniques, specifically geared for heavy weight fabrics. With safety training and technical instruction on the heavy weight industrial sewing machines, students will design and sew a felt bag with leather handles to take home. All materials will be provided.

\$250 / Class Limit 6 / **Prerequisite** None

Laura Kozak
CETP 150 F002
Oct 22 + Oct 29
Sat 10:00 am – 5:00 pm
2 Sessions
12 total hrs

INTRODUCTION TO ARCHITECTURE

Learn to read and understand buildings, cities and spaces through the eyes of an architect. For aspiring designers, architects and engineers, this beginner-level course will introduce you to architectural language, such as geometry, massing, circulation and materiality, and to the tools and techniques used in these trades. Over the course of this two day workshop, you will learn technical drafting skills, how to create plans, sections and elevations, and how to translate those drawings into scale-models. You will also learn how to be an imaginative problem-solver when working within constraints. Students in this course will create a complete set of architectural drawings and a scale-model.

\$195 / Class Limit 16 / **Prerequisite** None

Visual Art Workshops:

Josh Hite
CETP 180 F001
Oct 16 + Oct 23
Sun 10:00 am – 5:00 pm
2 Sessions
12 total hrs

DIGITAL PHOTOGRAPHY

This intensive workshop will focus on composition skills and concept development in the digital environment. Students will work with their own digital cameras to capture and compose original photo-based works. Using our mac labs, students will also explore image manipulation, and collections of appropriated images from sources like facebook, flickr and google images. Students will develop work for their portfolio while expanding their skills.

\$195 / Class Limit 16 / **Prerequisite** None

Stan Hunc
CETP 180 F002
Nov 19 + Nov 26
Sat 10:00 am – 5:00 pm
2 Sessions
12 total hrs

ILLUSTRATION

This studio-based intensive visual art workshop focuses on developing illustration techniques while students are challenged to expand their artistic and conceptual skills. Students will work on texture, line and form in a series of creative illustration assignments, including work for inclusion in their portfolio. Tuition includes supplies.

\$195 / Class Limit 16 / **Prerequisite** None

Portfolio Workshop:

Josh Hite
CETP 175 F001
Nov 5 – Nov 26
Sat 1:30 pm – 4:30 pm
4 Sessions
12 total hrs

This intensive weekend workshop focuses on the production of digital and physical portfolios, writing artist statements, and developing skills in documentation. Students will have a chance to have their current portfolio reviewed for effectiveness by both peers and the instructor. Issues surrounding selection of work, photo documentation and practical approaches to building a strong portfolio will be discussed. This workshop is ideal for students looking to study art and design at a post-secondary level. This course will prepare teens for National Portfolio Day on December 3 (portfolioday.net).

\$195 / Class Limit 16 / **Prerequisite** None



CERTIFICATE PROGRAMS

With the launch of three new Advanced Study Certificates, Continuing Studies now offers a wide variety of Certificate programs to guide your learning, studio practice and development in art or design.

Certificate programs provide the student with a carefully planned package of courses designed for a variety of purposes:

Certificates in Fine Art Techniques, 2D Design, and 3D Design – up to three years of part-time study to build basic material skills, explore a variety of media and approaches, and build conceptual frameworks and professional practice;

NEW Advanced Study Certificates in Painting, Drawing, and Illustration – an in-depth curriculum, designed to be completed in up to five years of part-time study, including rigorous technical instruction and conceptual exploration of one studio area;

Design Essentials – a 12 month full-time program, offered in partnership with BCIT, focusing on the key elements of the creative design process, the principles and practice of graphic design, and the technical skill required in the industry.

The information provided here is an overview of these programs only. Those contemplating Certificate Programs must refer to the Certificate Handbook for complete information on required and elective courses, acceptable course substitutions, fees, policies, and timelines for Certificate completion. Please download the Certificate Handbook from our website, or contact the Certificate Programs administrator for more information, at cscertificates@ecuad.ca

Continuing Studies offers regular free Information Sessions for all of our Certificate Programs. For dates and time, and to RSVP, please visit ecuad.ca/cs/certificate

CERTIFICATE IN FINE ART TECHNIQUES

This certificate program offers you an introduction to contemporary issues in art, visual studies, creative processes, concept development, and the materials, techniques, and skills fundamental to fine art practice. This is a part-time, flexible program, designed to be completed in three years or less. No portfolio required; Certificate registration fee is \$200.

For more information, including required and elective courses, please visit ecuad.ca/cs/certificate/fa

CERTIFICATE IN 2D DESIGN BASICS

This program equips you with a creative and intellectual framework in which contemporary issues in design and the activities of two-dimensional design principles, processes, and techniques may be understood and developed. This is a part-time, flexible program, designed to be completed in three years or less. No portfolio required; Certificate registration fee is \$200.

For more information, including required courses, please visit ecuad.ca/cs/certificate/2d

CERTIFICATE IN 3D DESIGN BASICS

This certificate in three-dimensional design basics places emphasis on contemporary issues in design, exploration, and experimentation through the experience of a variety of design methods, techniques, processes, and materials. This is a part-time, flexible program, designed to be completed in three years or less. No portfolio required; Certificate registration fee is \$200.

For more information, including required and elective courses, please visit ecuad.ca/cs/certificate/3d



NEW ADVANCED STUDY CERTIFICATES

The Advanced Study Certificates (ASC) offer students an opportunity for in-depth study in a specific medium, with curriculum that combines rigorous technical instruction with applied conceptual skills, guided studio exercises and professional portfolio development.

Core courses combine foundational skills with cultural studies, professional development and studio guidance; while electives offer a robust range of applied skills, experimental techniques and interdisciplinary approaches. The ASC curriculum encourages students to develop new and innovative ways of thinking and creating through specific medium, with curriculum that is flexible, personal, and responsive. The ASC is an opportunity to study a specific medium, and its historical and contemporary issues, through pathways of advanced study.

On completion of an ASC, students will have gained a professional and practice-oriented credential that is at the same time rooted in history and critical theory. Graduates of the ASC will leave Emily Carr with critical thinking skills and professional values that they will use in life and in the pursuit of new knowledge throughout their careers.

Starting in Fall 2011, Advanced Study Certificates will be offered in the following areas:

- Drawing
- Painting
- Illustration, with two streams available:
Commercial Illustration or Picture Book Illustration

Interested in finding out more about Advanced Study Certificates? Please join us for a free information session on September 8, 2011. RSVP at ecuaad.ca/cs/certificate/rsvp



DESIGN ESSENTIALS PROGRAM

This is a one-year certificate program in graphic design essentials offered in partnership through Emily Carr and BCIT. The Design Essentials Program offers a unique opportunity for study focusing on the key elements of the creative design process, the principles and practice of graphic design, and the technical skills required in the industry. Completion of the Design Essentials Program provides a foundation in the practical and theoretical processes of the design profession, and a Management Certificate from BCIT representing proficiency and industry-ready skills.

The program is intended for students with limited experience in art and design, and begins with fundamental courses in applied art and the creative process. The candidate for the certificate must successfully complete all prescribed courses in order to earn the Certificate.

Prospective Design Essentials students are encouraged to attend an Information Session prior to applying. For information about upcoming Information Sessions, please visit bcit.ca and enter "Design Essentials" in the search box.

Next Intakes: October 2011, and April 2012

SECOND NATURE LAB

Continuing Studies is pleased to present Second Nature Lab, a fall institute held in September 2011 at Emily Carr University of Art and Design.

The “nature” of eighteenth century Romanticism was associated with the picturesque, the beautiful and the sublime. Posed in opposition to the increasing urbanization and industrialization of human society, nature became external to the human, something to inspire, awe or horrify.

In the 1960s movements such as Land Art, Environmental Art and Activism began to question our role in the natural world, complicating these historic notions. Currently, there is a new generation of interdisciplinary practices engaged in a wide range of ecological strategies that complicate nature and culture. What has become deeply ingrained or “second nature” is now being reconsidered.

COURSES + WORKSHOPS

Second Nature Lab Walk, Talk and Taste

page 11

English Landscape Painting and Garden Design

page 11

Botanical Illustration I

page 19

Illustrating Nature

page 19

First Nations Sustainable Design

page 24

Sustainability and Green Design: Water

page 27

Basket Weaving

page 33

Wild Technologies

page 34

Small Agriculture Design-Build Lab

page 34

Environmental Installation: Working with Nature

page 47

Through collective experimentation and the kind of tinkering associated with nature, more interconnected conceptions of our shared place within the natural world are coming forward. This multitude of responses from a variety of overlapping disciplines suggests a creative potential much needed in contending with the current ecological crisis. Through active participation and exchange there is much to re-think and regenerate.

Second Nature Lab brings artists, designers, landscape architects, urban farmers, guerilla gardeners, chefs and creative thinkers together for an open exploration of our increasingly complex relationship with nature. This lab takes the form of workshops, courses, and events in an active engagement with living interactions, things and sites.

Curated by Holly Schmidt.

PUBLIC EVENTS

Apocalyptic Garden (\$95)

Utopian/Dystopian Fiction reading and discussion group

Hosted by the Emily Carr University Library

Tuesdays 7:00 pm – 9:00 pm

September 20, October 18, November 15 and December 6

Night Gardening (FREE)

Hosted by Andrea Bellamy | heavypetal.ca

Friday September 23, 7:00 pm – 10:00 pm

Wild Technologies Lecture (FREE)

Suzi Webster

Wednesday September 14, 7:00 pm – 10:00 pm

These events require advance registration.

Please visit ecuad.ca/cs/institutes for more details.



ART IS LAND NETWORK



This September, artists from the Art Is Land Network (AILN) will be installing a number of temporary land art works on Granville Island, working simultaneously under the theme of: the island as macrocosm of the world. AILN recognizes the First Nation Peoples who first occupied this fertile fishing ground, more recent inhabitants engaged in boat building and other industries crucial to the Island today, and those who come to explore the Island and its wealth of recreational and cultural activities. Mindful of site, local history and nature, AILN employs natural or repurposed materials in pursuit of artwork responsive to its environment.

AILN gratefully acknowledges the support of Granville Island, Dekora and Ocean Cement.

artislandnetwork.com

FREQUENTLY ASKED QUESTIONS

CAN ANYONE REGISTER IN A CONTINUING STUDIES COURSE AT EMILY CARR?

Yes, Continuing Studies offers courses for individuals aged 16 and older at every level, from the curious to the professional. Read course descriptions carefully to ensure the course matches your interests and level of experience.

DO YOU OFFER COURSES FOR TEENS?

Yes! Refer to page 48 for courses and workshops for artists and designers aged 15 to 18. This fall, we are also launching a Teen Art Group in partnership with the Vancouver Art Gallery. Please see page 31 for more details.

WHERE ARE THE COURSES HELD?

Currently, all Continuing Studies courses are held at Emily Carr's Granville Island campus. We do offer customized programs that can be held off-site.

WHERE CAN I BUY SUPPLIES, AND HOW MUCH WILL THEY COST?

Most Continuing Studies courses require that students purchase supplies. A list of required and recommended items is provided with your confirmation of registration in each course. Some supplies are available at a discounted rate for Continuing Studies students from Opus Framing & Art Supplies on Granville Island, and at Petrov's Art & Craft Supplies in North Vancouver. You must present your course registration confirmation/receipt to receive your discount. In general, students should expect to spend between \$50 – \$150 on supplies for each course.

WHAT ARE THE CERTIFICATE PROGRAMS?

Continuing Studies offers Certificate Programs in Fine Art Techniques, 2D Design Basics, and 3D Design Basics, as well as brand-new Advanced Study Certificates in Painting, Drawing, and Illustration. These are flexible, part-time programs designed to be completed at your own pace. Anyone may register, and no portfolio is required to apply. Design Essentials is a full-time, one-year, job-ready Certificate Program in graphic design, offered in partnership with BCIT. More information on our Certificate Programs can be found on pages 49 through 51.

DO CONTINUING STUDIES COURSES COUNT TOWARD UNIVERSITY DEGREES AT EMILY CARR?

Currently, the Certificate Programs do not ladder into the University's credit programs.

I WOULD LIKE A TOUR OF EMILY CARR. CAN I DO THAT?

You'll need to plan ahead a little bit and register for a free tour of the University. Most Fridays from September through April, the Admissions Department will take you on an hour-long tour through the various departments, and will answer any questions that come up. To sign up, please email admissions@ecuad.ca

CAN I GET SOMEONE TO LOOK AT MY ART?

Continuing Studies does offer personal consultations. However, if you are applying for a Degree Program, learn about the National Portfolio Day at portfolioday.net

DOES CONTINUING STUDIES OFFER CUSTOM PROGRAMS?

Yes, we can work with you to design a custom one-on-one program for individuals, or a professional development or teambuilding program for your group. Email consult@ecuad.ca for more information.

WHAT HAPPENS IF I NEED TO WITHDRAW MY REGISTRATION?

If you need to withdraw, and you give us more than seven calendar days notice before the start of your class, we will process the withdrawal and refund your tuition, minus a \$35 administrative fee. Please familiarize yourself with our registration policies on page 55 before you register.

REGISTRATION INFORMATION + POLICIES

Registration for all Continuing Studies courses and programs for the Fall 2011 semester begins July 26, 2011. Certificate students may register via the web (only) beginning July 25. For your Registration options, see page 3.

Admission to individual courses is on a first-come, first-served basis. Early registration is strongly recommended as class sizes are limited to ensure a quality educational experience.

Please note that no registrations are accepted after a course has started.

To register in Certificate Programs offered through Continuing Studies, email csinfo@ecuad.ca

Unless otherwise indicated, students of Continuing Studies (CS) courses must be at least 16 years old by the course start date.

Fees

The tuition fees apply to the tuition portion of your fee and in some cases may include materials supplied to students, studio assistance, and models. Fees are payable at the time of registration. Post-dated cheques are not accepted. NSF cheques must be replaced with a certified cheque or cash; a charge of \$25 will be levied for each NSF cheque.

Discounts

Seniors

A discount of 10% is available to all seniors aged 60 or older at the time of registration, with identification.

Alumni

A discount of 10% is available for those who have completed an Emily Carr diploma or degree, or the Design Essentials programs (some limitations apply).

Registration Deadlines

Courses often fill long before the start date, so students are encouraged to register far in advance. However, registrations may be accepted up to one day prior to the first day of class, if space permits.

Wait Lists

If seats are no longer available in a class, students can be added to a wait list. If a seat opens in the class, the student will be contacted by the CS office to assist with enrollment into the class. There is no cost to be added to the wait list, and no obligation to register if a space becomes available.

Students on wait lists are asked not to attend classes unless they have been contacted in advance by the CS office. Instructors do not admit students to the class on the first day.

Cancellations

We reserve the right to cancel a course up to five days prior to the course start date, if there is not sufficient registration in that course. Should a course be cancelled by Emily Carr Continuing Studies for any reason, a full refund will be processed and sent automatically to all registrants.

Transfers

No transfers of fees will be granted within seven days of the course start date. A transfer of fees, minus an administrative charge of \$35, will be issued if the request for transfer is received no less than seven calendar days prior to the start date of the course the student is leaving. Students must pay any additional fees at the time of transfer. Students may transfer from one course to another by phone, fax, or email.

Withdrawals

No refund will be given for withdrawal within seven days of the course start date. Exceptions are made on compassionate grounds. In such cases a written request for refund, accompanied by appropriate documentation from a third party (e.g. medical note), must be submitted. A refund of fees, minus an administrative charge of \$35 per course, will be issued if notification of withdrawal is received no less than seven calendar days prior to the course start date. Students may withdraw from a course by phone, fax, or email. Under no circumstances will refunds be granted for requests received after the end of a course or workshop.

Registration Confirmation

Your registration confirmation/receipt lists any supplies required for your course(s). This information, including room, days, and times of your course, will be sent to you upon receipt of your registration form and processed payment. You must present your registration confirmation/receipt to the instructor at the first class.

T 604 844 3810 **E csinfo@ecuad.ca**
F 604 630 4535 **www.ecuad.ca/cs**

Registration information and fees must be received together.

CONTINUING STUDIES REGISTRATION FORM

LAST NAME FIRST NAME MIDDLE NAME

STREET ADDRESS

CITY PROVINCE POSTAL CODE

PHONE PHONE (ALT)

EMAIL ADDRESS BIRTHDATE (YY/MM/DD)

EMILY CARR STUDENT ID NUMBER (CURRENT AND RETURNING STUDENTS) MALE FEMALE

Please register me for the following:

COURSE NO.	SECTION NO.	COURSE NAME	START DATE	COURSE FEE
ARE YOU ELIGIBLE FOR A DISCOUNT? <input type="radio"/> ALUMNI <input type="radio"/> SENIOR				TOTAL FEE PAYABLE

Payment

- Cash or Interac (in person only)
- Money Order/Cheque (payable to Emily Carr University of Art + Design)
- MasterCard Visa

Fees are payable at the time of registration.
Post-dated cheques are not accepted.

Registration for Continuing Studies Fall 2011 courses and programs begins July 26, 2011.

CARD NUMBER

EXPIRY DATE

NAME OF CARDHOLDER

SIGNATURE

EMILY CARR GATHERS AND MAINTAINS INFORMATION USED FOR PURPOSES OF ADMISSIONS, REGISTRATION, AND OTHER FUNDAMENTAL ACTIVITIES RELATED TO BEING A MEMBER OF AND ATTENDING A PUBLIC POST-SECONDARY INSTITUTE IN THE PROVINCE OF BRITISH COLUMBIA. IN SUBMITTING AN APPLICATION FOR ADMISSION OR REGISTRATION FORM, ALL APPLICANTS ARE ADVISED THAT BOTH THE INFORMATION THEY PROVIDE AND ANY OTHER INFORMATION PLACED INTO THE STUDENT RECORD WILL BE PROTECTED AND USED IN COMPLIANCE WITH THE BRITISH COLUMBIA FREEDOM OF INFORMATION AND PRIVACY PROTECTION ACT (1992).

Emily Carr University of Art + Design

Continuing Studies Courses + Programs
1399 Johnston Street, Vancouver BC V6H 3R9
www.ecuad.ca/cs



SECOND NATURE LAB

September 8 – 22, 2011

Second Nature Lab is a creative and experimental investigation of the relationship between humans and the natural world. Design-builds, public walks, workshops and events will investigate topics such as Wild Technologies, First Nations Sustainable Design, Basket Weaving, Small-Scale Agriculture and food fermentation and production. Through the lenses of art, design, technology and architecture, Second Nature Lab brings together a diverse cast of thinkers and makers to collaborate and exchange ideas for regeneration.



- Second Nature Lab Walk, Talk + Taste p. 11
- First Nations Sustainable Design p. 24
- Small Agriculture Design-Build Lab p. 34
- Wild Technologies p. 34
- Environmental Installation: Working with Nature p. 47

For a full list of Second Nature Lab courses, see page 52.

ecuad.ca/cs/institutes


Courses are part of the Second Nature Lab, marked with a 




emily carr
university of art + design

FALL 2011

continuing studies courses + programs



EMILY CARR UNIVERSITY OF ART + DESIGN
CONTINUING STUDIES
1399 Johnston Street, Vancouver BC V6H 3R9
ecuad.ca/cs

CANADA		POSTES
POST		CANADA
Postage paid		Port payé
Addressed Admail		Médiaposte avec adresse
3626881		